

Contract Routing Form

ROUTING: Routine

printed on: 11/23/2015

Contract between: Forward Electric Inc
and Dept. or Division: Engineering Division
Name/Phone Number:

Project: 2015 Capitol Square North Parking Garage Relighting and Electrical Controls and Upgrade

Contract No.: 7585
Enactment No.: RES-15-00878
Dollar Amount: 397,621.00

File No.: 40423
Enactment Date: 11/20/2015

Contract 7585 approved & posted in
Munis.
KSV

(Please DATE before routing)

Signatures Required	Date Received	Date Signed
City Clerk	11-23-15	11-23-15
Director of Civil Rights	11-23-15	12/2/15 KSV
Risk Manager	12-3-15	12/4/15 KAS
Finance Director	12-4-15 KSV	12-9-15
City Attorney	12-9-15	12-10-2015
Mayor	12-11-15	12-14-15

Please return signed Contracts to the City Clerk's Office
Room 103, City-County Building for filing.

Original + 2 Copies

11/23/2015 15:48:50 enjls - Bill Putnam 266-6568

Dis Rights: OK / N/A / Problem - Hold
Prev Wage: AA / Agency / No
Contract Value: See above
AA Plan: Expired / Amended / New
Amendment / Addendum #
Type: POS / Dvlp / Sbdv / Gov't /
Grant / PW / Goal / Loan / Agrmt

[Sign In](#)

[Legislative Information Center Home](#)
[Boards, Commissions and Committees](#)

[Legislation](#)
[Members](#)

[Meetings](#)[Common Council](#)

[Facebook](#) [Twitter](#) [Share](#) [RSS](#) [Alerts](#)

[Details](#)[Reports](#)

File #: 40423 Version: 1

Name:

Awarding Public
Works Contract No.
7585, 2015 Capitol
Square North
Parking Garage
Relighting and
Electrical Controls
and Upgrade.

Type: Resolution

Status: Passed

File created: 10/13/2015

In control: COMMON COUNCIL

On agenda: 11/17/2015

Final action: 11/17/2015

Enactment date: 11/20/2015

Enactment #: RES-15-00878

Title: Awarding Public Works Contract No. 7585, 2015 Capitol Square North Parking Garage
Relighting and Electrical Controls and Upgrade.

Sponsors: BOARD OF PUBLIC WORKSAttachments: 1. Contract 7585.pdf

History (3) Text

3 records Group Export						
Date ▼	Ver.	Action By	Action	Result	Action Details	Watch
11/17/2015	1	COMMON COUNCIL	Adopt Under Suspension of Rules 2.04, 2.05, 2.24, and 2.25	Pass	Action details	Not available
10/21/2015	1	BOARD OF PUBLIC WORKS	RECOMMEND TO COUNCIL TO ADOPT UNDER SUSPENSION OF RULES 2.04, 2.05, 2.24, & 2.25 - REPORT OF OFFICER		Action details	Not available
10/13/2015	1	Engineering Division	Refer		Action details	Not available

KLS
SDR

PROJECT	CONTRACTOR	AMOUNT OF BID
---------	------------	---------------

CONTRACT NO. 7585

2015 CAPITOL SQUARE NORTH PARKING GARAGE RELIGHTING AND ELECTRICAL CONTROLS AND UPGRADE

FORWARD ELECTRIC, INC.

\$397,621.00

Acct. No. 10394-82-200-82561
Contingency 8%±

\$397,621.00
31,809.00

GRAND TOTAL

\$429,430.00

**Wisconsin Office of the Commissioner of Insurance
Licensed Producer Search**

Thursday, November 5, 2015

968

EASLAND, CONNIE
COTTAGE GROVE WI

License Status: Active
License No: 2321272
NPN No: 6504657
Effective Date: 07-06-1992
Expiration Date: 07-31-2016
License Type: Resident Intermediary Indv

Lines of Authority

Line of Authority	Residency	Effective Date	Status
Property	Resident	09-21-1992	Active
Casualty	Resident	07-06-1992	Active

Appointments and Terminations

Company Name	Qualification Type/Status	Effective Date	Termination Date	Termination Reason
21st Century National Insurance Company	CAS/Inactive	09-12-2005	11-08-2010	Vol. Surrender per Agent Rqst
	PROP/Inactive	09-12-2005	11-08-2010	Vol. Surrender per Agent Rqst
Accident Fund General Insurance Company	CAS/Active	08-18-2008		
Accident Fund Insurance Company of America	CAS/Active	05-18-2001		
Accident Fund National Insurance Company	CAS/Active	08-18-2008		
ACUITY, A Mutual Insurance Company	CAS/Active	12-12-1995		
	PROP/Active	12-12-1995		
Addison Insurance Company	CAS/Active	09-15-2014		
	PROP/Active	09-15-2014		
Allied Insurance Company of America	CAS/Active	06-05-2015		
	PROP/Active	06-05-2015		
ALLIED Property and Casualty Insurance Company	CAS/Active	06-05-2015		
	CAS/Inactive	06-24-2003	07-08-2008	Canceled
	PROP/Active	06-05-2015		
	PROP/Inactive	06-24-2003	07-08-2008	Canceled

Allmerica Financial Alliance Insurance Company	CAS/Active	08-29-2012		
	PROP/Active	08-29-2012		
Allmerica Financial Benefit Insurance Company	CAS/Active	08-29-2012		
	PROP/Active	08-29-2012		
AMCO Insurance Company	CAS/Active	06-05-2015		
	CAS/Inactive	06-24-2003	07-08-2008	Canceled
	PROP/Active	06-05-2015		
	PROP/Inactive	06-24-2003	07-08-2008	Canceled
American Casualty Company of Reading, Pennsylvania	CAS/Inactive	09-07-1993	12-16-2003	Inadequate Production
	PROP/Inactive	09-07-1993	12-16-2003	Inadequate Production
American Economy Insurance Company	CAS/Inactive	02-10-1998	10-29-2003	Inadequate Production
	PROP/Inactive	02-10-1998	10-29-2003	Inadequate Production
American Fire and Casualty Company	CAS/Active	09-10-1996		
	PROP/Active	09-10-1996		
American Guarantee and Liability Insurance Company	CAS/Inactive	10-10-2007	02-04-2013	Canceled
	PROP/Inactive	10-10-2007	02-04-2013	Canceled
American Interstate Insurance Company	CAS/Inactive	02-27-2004	01-12-2007	Vol. Surrender per Agent Rqst
	PROP/Inactive	02-27-2004	01-12-2007	Vol. Surrender per Agent Rqst
American Select Insurance Company	CAS/Active	12-11-2012		
	PROP/Active	12-11-2012		
American States Insurance Company	CAS/Active	09-27-2008		
	CAS/Inactive	02-10-1998	10-29-2003	Inadequate Production
	PROP/Active	09-27-2008		
	PROP/Inactive	02-10-1998	10-29-2003	Inadequate Production
American West Insurance Company	CAS/Inactive	02-18-1994	03-02-1999	Vol. Surrender per Agent Rqst
	PROP/Inactive	02-18-1994	03-02-1999	Vol. Surrender per Agent Rqst
American Zurich Insurance Company	CAS/Inactive	05-12-2006	02-04-2013	Canceled
	PROP/Inactive	05-12-2006	02-04-2013	Canceled
Artisan and Truckers Casualty Company	CAS/Active	01-15-2008		
	PROP/Active	01-15-2008		
Assurance Company of America	CAS/Inactive	07-24-2000	02-04-2013	Canceled
	PROP/Inactive	07-24-2000	02-04-2013	Canceled
Capitol Indemnity	CAS/Active	09-13-2012		

Corporation	CAS/Inactive	12-22-1998	09-21-2011	Inadequate Production
	PROP/Active	09-13-2012		
	PROP/Inactive	12-22-1998	09-21-2011	Inadequate Production
Charter Oak Fire Insurance Company, The	CAS/Active	08-30-2004		
	PROP/Active	08-30-2004		
Chubb Indemnity Insurance Company	CAS/Active	09-27-2010		
	PROP/Active	09-27-2010		
Citizens Insurance Company of America	CAS/Active	08-29-2012		
	PROP/Active	08-29-2012		
Connecticut Indemnity Company, The	CAS/Inactive	10-20-1995	02-10-2005	Canceled
	PROP/Inactive	10-20-1995	02-10-2005	Canceled
Consolidated Insurance Company	CAS/Active	05-10-2002		
	PROP/Active	05-10-2002		
Continental Casualty Company	CAS/Inactive	09-07-1993	12-16-2003	Inadequate Production
	PROP/Inactive	09-07-1993	12-16-2003	Inadequate Production
Continental Western Insurance Company	CAS/Active	03-16-1993		
	PROP/Active	03-16-1993		
Depositors Insurance Company	CAS/Active	06-05-2015		
	CAS/Inactive	06-24-2003	07-08-2008	Canceled
	PROP/Active	06-05-2015		
	PROP/Inactive	06-24-2003	07-08-2008	Canceled
EMC Property & Casualty Company	CAS/Active	02-20-2013		
	PROP/Active	02-20-2013		
Emcasco Insurance Company	CAS/Active	02-20-2013		
	CAS/Inactive	02-17-1995	11-01-2003	Vol. Surrender per Agent Rqst
	PROP/Active	02-20-2013		
	PROP/Inactive	02-17-1995	11-01-2003	Vol. Surrender per Agent Rqst
Employers Assurance Company	CAS/Active	12-24-2013		
Employers Mutual Casualty Company	CAS/Active	02-20-2013		
	CAS/Inactive	02-17-1995	11-01-2003	Vol. Surrender per Agent Rqst
	PROP/Active	02-20-2013		
	PROP/Inactive	02-17-1995	11-01-2003	Vol. Surrender per Agent Rqst
Employers Preferred Insurance Company	CAS/Active	12-24-2013		

Employers' Fire Insurance Company, The	CAS/Inactive	01-18-1995	12-08-2004	Vol. Surrender per Agent Rqst
	PROP/Inactive	01-18-1995	12-08-2004	Vol. Surrender per Agent Rqst
Executive Risk Indemnity Inc.	CAS/Active	09-27-2010		
	PROP/Active	09-27-2010		
Farmers Automobile Insurance Association, The	CAS/Inactive	02-23-1993	09-08-1997	Vol. Surrender per Agent Rqst
	PROP/Inactive	02-23-1993	09-08-1997	Vol. Surrender per Agent Rqst
Federal Insurance Company	CAS/Active	09-27-2010		
	PROP/Active	09-27-2010		
Fidelity and Deposit Company of Maryland	CAS/Active	07-16-1992		
	PROP/Active	07-16-1992		
Fidelity and Guaranty Insurance Company	CAS/Inactive	07-21-1994	12-05-2009	Canceled
	PROP/Inactive	07-21-1994	12-05-2009	Canceled
Fidelity and Guaranty Insurance Underwriters, Inc.	CAS/Inactive	07-21-1994	12-05-2009	Canceled
	PROP/Inactive	07-21-1994	12-05-2009	Canceled
Fire and Casualty Insurance Company of Connecticut, The	CAS/Inactive	10-20-1995	02-10-2005	Canceled
	PROP/Inactive	10-20-1995	02-10-2005	Canceled
Firemen's Insurance Company of Washington, D.C.	CAS/Inactive	09-27-2010	12-06-2010	Canceled
	PROP/Inactive	09-27-2010	12-06-2010	Canceled
First National Insurance Company of America	CAS/Active	09-27-2008		
	CAS/Inactive	11-08-1994	10-29-2003	Inadequate Production
	PROP/Active	09-27-2008		
	PROP/Inactive	11-08-1994	10-29-2003	Inadequate Production
Foremost Insurance Company Grand Rapids, Michigan	CAS/Inactive	11-15-2012	11-11-2013	Canceled
	PROP/Inactive	11-15-2012	11-11-2013	Canceled
Foremost Property and Casualty Insurance Company	CAS/Inactive	11-15-2012	11-11-2013	Canceled
	PROP/Inactive	11-15-2012	11-11-2013	Canceled
Foremost Signature Insurance Company	CAS/Inactive	11-15-2012	11-11-2013	Canceled
	PROP/Inactive	11-15-2012	11-11-2013	Canceled
General Casualty Company of Wisconsin	CAS/Active	01-27-1997		
	PROP/Active	01-27-1997		

General Insurance Company of America	CAS/Active	09-27-2008		
	CAS/Inactive	11-08-1994	10-29-2003	Inadequate Production
	PROP/Active	09-27-2008		
	PROP/Inactive	11-08-1994	10-29-2003	Inadequate Production
Germantown Mutual Insurance Company	CAS/Active	04-01-2005		
	PROP/Active	04-01-2005		
Great Northern Insurance Company	CAS/Active	09-27-2010		
	PROP/Active	09-27-2010		
Hallmark National Insurance Company	CAS/Inactive	07-26-2001	12-23-2011	Canceled
	PROP/Inactive	07-26-2001	12-23-2011	Canceled
Hamilton Insurance Company	CAS/Inactive	07-24-2000	12-05-2007	Canceled
	PROP/Inactive	07-24-2000	12-05-2007	Canceled
Hanover Insurance Company, The	CAS/Active	08-29-2012		
	PROP/Active	08-29-2012		
Harleysville Insurance Company	CAS/Active	09-11-2003		
	CAS/Inactive	03-29-1996	06-25-1999	Vol. Surrender per Agent Rqst
	PROP/Active	09-11-2003		
	PROP/Inactive	03-29-1996	06-25-1999	Vol. Surrender per Agent Rqst
Harleysville Lake States Insurance Company	CAS/Inactive	05-28-1997	01-18-2013	Vol. Surrender per Agent Rqst
	PROP/Inactive	05-28-1997	01-18-2013	Vol. Surrender per Agent Rqst
Harleysville Mutual Insurance Company	CAS/Inactive	01-28-2008	06-13-2012	Canceled
	PROP/Inactive	01-28-2008	06-13-2012	Canceled
Harleysville Preferred Insurance Company	CAS/Inactive	01-28-2008	01-18-2013	Vol. Surrender per Agent Rqst
	PROP/Inactive	01-28-2008	01-18-2013	Vol. Surrender per Agent Rqst
Harleysville Worcester Insurance Company	CAS/Inactive	01-28-2008	01-18-2013	Vol. Surrender per Agent Rqst
	PROP/Inactive	01-28-2008	01-18-2013	Vol. Surrender per Agent Rqst
Hartford Accident and Indemnity Company	CAS/Inactive	04-22-2003	10-20-2009	Canceled
	PROP/Inactive	04-22-2003	10-20-2009	Canceled
Hartford Casualty Insurance Company	CAS/Inactive	04-22-2003	10-20-2009	Canceled
	PROP/Inactive	04-22-2003	10-20-2009	Canceled
Hartford Fire Insurance Company	CAS/Inactive	04-22-2003	10-20-2009	Canceled
	PROP/Inactive	04-22-2003	10-20-2009	Canceled

Hartford Insurance Company of the Midwest	CAS/Inactive	04-22-2003	10-20-2009	Canceled
	PROP/Inactive	04-22-2003	10-20-2009	Canceled
Hartford Underwriters Insurance Company	CAS/Inactive	04-22-2003	10-20-2009	Canceled
	PROP/Inactive	04-22-2003	10-20-2009	Canceled
Hastings Mutual Insurance Company	CAS/Active	04-20-2006		
	PROP/Active	04-20-2006		
Hawkeye-Security Insurance Company	CAS/Active	05-10-2002		
	PROP/Active	05-10-2002		
Houston General Insurance Company	CAS/Inactive	12-21-1993	03-03-1999	Canceled
	PROP/Inactive	12-21-1993	03-03-1999	Canceled
Indiana Insurance Company	CAS/Active	05-10-2002		
	PROP/Active	05-10-2002		
Insurance Company of the West	CAS/Inactive	03-10-2014	12-17-2014	Canceled
	PROP/Inactive	03-10-2014	12-17-2014	Canceled
Integrity Mutual Insurance Company	CAS/Active	07-08-1999		
	CAS/Inactive	04-08-1993	06-23-1999	Vol. Surrender per Agent Rqst
	PROP/Active	07-08-1999		
	PROP/Inactive	04-08-1993	06-23-1999	Vol. Surrender per Agent Rqst
Integrity Property and Casualty Insurance Company	CAS/Active	02-18-2008		
	PROP/Active	02-18-2008		
Lamorak Insurance Company	CAS/Inactive	01-18-1995	12-08-2004	Vol. Surrender per Agent Rqst
	PROP/Inactive	01-18-1995	12-08-2004	Vol. Surrender per Agent Rqst
Liberty Mutual Insurance Company	CAS/Active	10-19-2015		
Maryland Casualty Company	CAS/Inactive	07-24-2000	02-04-2013	Canceled
	PROP/Inactive	07-24-2000	02-04-2013	Canceled
Massachusetts Bay Insurance Company	CAS/Active	08-29-2012		
	PROP/Active	08-29-2012		
Meridian Mutual Insurance Company	CAS/Inactive	09-13-1995	06-01-2001	Company Merger
	PROP/Inactive	09-13-1995	06-01-2001	Company Merger
Meridian Security Insurance Company	CAS/Active	04-18-2012		
	CAS/Inactive	07-26-2001	02-16-2005	Canceled
	PROP/Active	04-18-2012		

	PROP/Inactive	07-26-2001	02-16-2005	Canceled
Michigan Commercial Insurance Mutual	CAS/Inactive	06-01-2006	12-23-2013	Vol. Surrender per Agent Rqst
Middlesex Mutual Assurance Company	CAS/Active	03-15-2005		
	PROP/Active	03-15-2005		
Milbank Insurance Company	CAS/Active	10-23-2006		
	PROP/Active	10-23-2006		
Milwaukee Casualty Insurance Co.	CAS/Inactive	11-07-1995	11-20-2002	Canceled
	PROP/Inactive	11-07-1995	11-20-2002	Canceled
Milwaukee Insurance Company	CAS/Inactive	11-07-1995	11-20-2002	Canceled
	PROP/Inactive	11-07-1995	11-20-2002	Canceled
National Farmers Union Property and Casualty Company	CAS/Inactive	02-01-2010	10-21-2013	Canceled
	PROP/Inactive	02-01-2010	10-21-2013	Canceled
National Fire Insurance Company of Hartford	CAS/Inactive	09-07-1993	12-16-2003	Inadequate Production
	PROP/Inactive	09-07-1993	12-16-2003	Inadequate Production
Nationwide Affinity Insurance Company of America	CAS/Active	06-05-2015		
	CAS/Inactive	04-04-2005	07-08-2008	Canceled
	PROP/Active	06-05-2015		
	PROP/Inactive	04-04-2005	07-08-2008	Canceled
Nationwide Insurance Company of America	CAS/Active	09-11-2015		
	PROP/Active	09-11-2015		
Nationwide Mutual Insurance Company	CAS/Active	06-05-2015		
	CAS/Inactive	04-26-2012	01-18-2013	Vol. Surrender per Agent Rqst
	CAS/Inactive	06-24-2003	07-08-2008	Canceled
	PROP/Active	06-05-2015		
	PROP/Inactive	04-26-2012	01-18-2013	Vol. Surrender per Agent Rqst
	PROP/Inactive	06-24-2003	07-08-2008	Canceled
Netherlands Insurance Company, The	CAS/Active	05-10-2002		
	PROP/Active	05-10-2002		
North River Insurance Company, The	CAS/Inactive	12-20-1995	12-17-2009	Vol. Surrender per Agent Rqst
	PROP/Inactive	12-20-1995	12-17-2009	Vol. Surrender per Agent Rqst
Northern Assurance Company of America, The	CAS/Inactive	01-18-1995	12-08-2004	Vol. Surrender per Agent Rqst

	PROP/Inactive	01-18-1995	12-08-2004	Vol. Surrender per Agent Rqst
Northern Insurance Company of New York	CAS/Inactive	07-24-2000	02-04-2013	Canceled
	PROP/Inactive	07-24-2000	02-04-2013	Canceled
Ohio Casualty Insurance Company, The	CAS/Active	09-10-1996		
	PROP/Active	09-10-1996		
Ohio Security Insurance Company	CAS/Active	03-07-2007		
	PROP/Active	03-07-2007		
OneBeacon Midwest Insurance Company	CAS/Inactive	01-18-1995	12-08-2004	Vol. Surrender per Agent Rqst
	PROP/Inactive	01-18-1995	12-08-2004	Vol. Surrender per Agent Rqst
Pacific Indemnity Company	CAS/Active	09-27-2010		
	PROP/Active	09-27-2010		
Pacific Star Insurance Company	CAS/Inactive	12-12-1995	11-28-2000	Vol. Surrender per Agent Rqst
	PROP/Inactive	12-12-1995	11-28-2000	Vol. Surrender per Agent Rqst
Peerless Indemnity Insurance Company	CAS/Active	04-13-2005		
	PROP/Active	04-13-2005		
Peerless Insurance Company	CAS/Active	05-10-2002		
	PROP/Active	05-10-2002		
Pekin Insurance Company	CAS/Inactive	02-23-1993	09-08-1997	Vol. Surrender per Agent Rqst
	PROP/Inactive	02-23-1993	09-08-1997	Vol. Surrender per Agent Rqst
Phoenix Insurance Company, The	CAS/Active	08-30-2004		
	PROP/Active	08-30-2004		
Progressive Casualty Insurance Company	CAS/Inactive	05-15-2008	01-06-2009	Vol. Surrender per Agent Rqst
	PROP/Inactive	05-15-2008	01-06-2009	Vol. Surrender per Agent Rqst
Progressive Northern Insurance Company	CAS/Active	09-03-1996		
	PROP/Active	09-03-1996		
Regent Insurance Company	CAS/Active	01-27-1997		
	PROP/Active	01-27-1997		
Republic-Franklin Insurance Company	CAS/Inactive	08-03-2005	10-01-2006	Canceled
	PROP/Inactive	08-03-2005	10-01-2006	Canceled

SAFECO Insurance Company of America	CAS/Active	09-27-2008		
	CAS/Inactive	11-08-1994	10-29-2003	Inadequate Production
	PROP/Active	09-27-2008		
	PROP/Inactive	11-08-1994	10-29-2003	Inadequate Production
SAFECO Insurance Company of Illinois	CAS/Active	09-27-2008		
	CAS/Inactive	11-08-1994	10-29-2003	Inadequate Production
	PROP/Active	09-27-2008		
	PROP/Inactive	11-08-1994	10-29-2003	Inadequate Production
SAFECO National Insurance Company	CAS/Inactive	11-08-1994	10-29-2003	Inadequate Production
	PROP/Inactive	11-08-1994	10-29-2003	Inadequate Production
SECURA INSURANCE, A Mutual Company	CAS/Active	08-24-2012		
	CAS/Inactive	01-28-1997	07-23-2002	Canceled
	PROP/Active	08-24-2012		
	PROP/Inactive	01-28-1997	07-23-2002	Canceled
SECURA Supreme Insurance Company	CAS/Active	08-24-2012		
	CAS/Inactive	04-18-2001	07-23-2002	Canceled
	CAS/Inactive	01-28-1997	06-14-1999	Vol. Surrender per Agent Rqst
	PROP/Active	08-24-2012		
	PROP/Inactive	04-18-2001	07-23-2002	Canceled
	PROP/Inactive	01-28-1997	06-14-1999	Vol. Surrender per Agent Rqst
Security Insurance Company of Hartford	CAS/Inactive	10-20-1995	09-07-2007	Vol. Surrender per Agent Rqst
	PROP/Inactive	10-20-1995	09-07-2007	Vol. Surrender per Agent Rqst
Selective Insurance Company of America	CAS/Active	10-30-2012		
	CAS/Inactive	10-30-2012	10-30-2012	Vol. Surrender per Agent Rqst
	CAS/Inactive	09-21-1998	05-19-2009	Vol. Surrender per Agent Rqst
	PROP/Active	10-30-2012		
	PROP/Inactive	10-30-2012	10-30-2012	Vol. Surrender per Agent Rqst
	PROP/Inactive	09-21-1998	05-19-2009	Vol. Surrender per Agent Rqst
Selective Insurance Company of South Carolina	CAS/Active	10-30-2012		
	CAS/Inactive	10-30-2012	10-30-2012	Vol. Surrender per Agent Rqst
	CAS/Inactive	09-21-1998	05-19-2009	Vol. Surrender per Agent Rqst
	PROP/Active	10-30-2012		
	PROP/Inactive	10-30-2012	10-30-2012	Vol. Surrender per

				Agent Rqst
	PROP/Inactive	09-21-1998	05-19-2009	Vol. Surrender per Agent Rqst
Selective Insurance Company of the Southeast	CAS/Active	10-30-2012		
	CAS/Inactive	10-30-2012	10-30-2012	Vol. Surrender per Agent Rqst
	CAS/Inactive	09-21-1998	05-19-2009	Vol. Surrender per Agent Rqst
	PROP/Active	10-30-2012		
	PROP/Inactive	10-30-2012	10-30-2012	Vol. Surrender per Agent Rqst
	PROP/Inactive	09-21-1998	05-19-2009	Vol. Surrender per Agent Rqst
SFM Mutual Insurance Company	CAS/Active	10-08-2012		
SPARTA Insurance Company	CAS/Inactive	01-18-1995	12-08-2004	Vol. Surrender per Agent Rqst
	PROP/Inactive	01-18-1995	12-08-2004	Vol. Surrender per Agent Rqst
St. Paul Fire and Casualty Insurance Company	CAS/Inactive	08-07-1996	12-05-2009	Canceled
	PROP/Inactive	08-07-1996	12-05-2009	Canceled
St. Paul Fire and Marine Insurance Company	CAS/Inactive	08-07-1996	09-30-2014	Canceled
	PROP/Inactive	08-07-1996	09-30-2014	Canceled
St. Paul Guardian Insurance Company	CAS/Inactive	08-07-1996	09-30-2014	Canceled
	PROP/Inactive	08-07-1996	09-30-2014	Canceled
St. Paul Mercury Insurance Company	CAS/Active	08-07-1996		
	PROP/Active	08-07-1996		
State Auto Insurance Company of Wisconsin	CAS/Active	07-26-2001		
	PROP/Active	07-26-2001		
State Auto Property and Casualty Insurance Company	CAS/Active	07-26-2001		
	PROP/Active	07-26-2001		
State Automobile Mutual Insurance Company	CAS/Active	09-13-1995		
	PROP/Active	09-13-1995		
Traders & General Insurance Company	CAS/Inactive	01-08-1997	03-03-1999	Canceled
	PROP/Inactive	01-08-1997	03-03-1999	Canceled
Transcontinental Insurance Company	CAS/Inactive	09-07-1993	12-16-2003	Inadequate Production
	PROP/Inactive	09-07-1993	12-16-2003	Inadequate Production

Transportation Insurance Company	CAS/Inactive	09-07-1993	12-16-2003	Inadequate Production
	PROP/Inactive	09-07-1993	12-16-2003	Inadequate Production
Travelers Casualty and Surety Company	CAS/Active	08-30-2004		
	PROP/Active	08-30-2004		
Travelers Casualty and Surety Company of America	CAS/Active	08-30-2004		
	PROP/Active	08-30-2004		
Travelers Casualty Insurance Company of America	CAS/Active	10-11-2007		
	PROP/Active	10-11-2007		
Travelers Home and Marine Insurance Company, The	CAS/Active	07-24-2007		
	PROP/Active	07-24-2007		
Travelers Indemnity Company of America, The	CAS/Active	08-30-2004		
	PROP/Active	08-30-2004		
Travelers Indemnity Company of Connecticut, The	CAS/Active	08-30-2004		
	PROP/Active	08-30-2004		
Travelers Indemnity Company, The	CAS/Active	08-30-2004		
	PROP/Active	08-30-2004		
Travelers Property Casualty Company of America	CAS/Active	08-30-2004		
	PROP/Active	08-30-2004		
Tri-State Insurance Company of Minnesota	CAS/Inactive	01-07-2000	01-07-2009	Canceled
	PROP/Inactive	01-07-2000	01-07-2009	Canceled
Twin City Fire Insurance Company	CAS/Inactive	04-22-2003	10-20-2009	Canceled
	PROP/Inactive	04-22-2003	10-20-2009	Canceled
United Fire & Casualty Company	CAS/Active	09-21-1998		
	CAS/Inactive	09-21-1993	05-14-1997	Canceled
	PROP/Active	09-21-1998		
	PROP/Inactive	09-21-1993	05-14-1997	Canceled
United States Fidelity and Guaranty Company	CAS/Active	07-21-1994		
	PROP/Active	07-21-1994		
United States Fire Insurance Company	CAS/Inactive	12-20-1995	03-08-2004	Canceled
	PROP/Inactive	12-20-1995	03-08-2004	Canceled
United Wisconsin Insurance Company	CAS/Active	09-13-2001		
	PROP/Inactive	09-13-2001	06-27-2006	Canceled
Unitrin Safeguard	CAS/Inactive	11-07-1995	11-20-2002	Canceled

Insurance Company	PROP/Inactive	11-07-1995	11-20-2002	Canceled
Universal Surety Company	CAS/Inactive	06-15-1993	12-02-2003	Inadequate Production
USF&G Insurance Company of Wisconsin	CAS/Inactive	05-24-1995	01-01-2001	Company Merger
	PROP/Inactive	05-24-1995	01-01-2001	Company Merger
Utica Mutual Insurance Company	CAS/Inactive	08-03-2005	10-01-2006	Canceled
	PROP/Inactive	08-03-2005	10-01-2006	Canceled
Valley Forge Insurance Company	CAS/Inactive	09-07-1993	12-16-2003	Inadequate Production
	PROP/Inactive	09-07-1993	12-16-2003	Inadequate Production
Victoria Automobile Insurance Company	CAS/Inactive	12-02-2004	11-11-2013	Canceled
	PROP/Inactive	12-02-2004	11-11-2013	Canceled
Victoria Fire & Casualty Company	CAS/Active	12-02-2004		
	PROP/Active	12-02-2004		
Vigilant Insurance Company	CAS/Active	09-27-2010		
	PROP/Active	09-27-2010		
West American Insurance Company	CAS/Active	09-10-1996		
	PROP/Active	09-10-1996		
West Bend Mutual Insurance Company	CAS/Active	05-25-1993		
	PROP/Active	05-25-1993		
Western National Mutual Insurance Company	CAS/Inactive	04-20-1995	09-01-2006	Vol. Surrender per Agent Rqst
	PROP/Inactive	04-20-1995	09-01-2006	Vol. Surrender per Agent Rqst
Western Surety Company	CAS/Active	03-24-1993		
Westfield Insurance Company	CAS/Active	12-11-2012		
	PROP/Active	12-11-2012		
Westfield National Insurance Company	CAS/Active	12-11-2012		
	PROP/Active	12-11-2012		
Wilson Mutual Insurance Company	CAS/Active	05-04-2006		
	PROP/Active	05-04-2006		
Zurich American Insurance Company	CAS/Inactive	10-10-2007	02-04-2013	Canceled
	PROP/Inactive	10-10-2007	02-04-2013	Canceled
Zurich American Insurance Company of Illinois	CAS/Inactive	10-10-2007	02-04-2013	Canceled
	PROP/Inactive	10-10-2007	02-04-2013	Canceled

DISCLAIMER: The Office of the Commissioner of Insurance does not endorse any specific agent or insurance agency. You are encouraged to contact the Agent Licensing Section at if you have any concerns with any of the agents or agencies listed.

\$397,621.00
FILE

BID OF FORWARD ELECTRIC, INC.

2015

PROPOSAL, CONTRACT, BOND AND SPECIFICATIONS

FOR

2015 CAPITOL SQUARE NORTH PARKING GARAGE RELIGHTING AND
ELECTRICAL CONTROLS AND UPGRADE

CONTRACT NO. 7585

PROJECT NO. 10394

MUNIS NO. 10394-82-200-82561

IN

MADISON, DANE COUNTY, WISCONSIN

AWARDED BY THE COMMON COUNCIL
MADISON, WISCONSIN ON NOVEMBER 17, 2015

CITY ENGINEERING DIVISION
1600 EMIL STREET
MADISON, WISCONSIN 53713

<https://bidexpress.com/login>


**2015 CAPITOL SQUARE NORTH PARKING GARAGE RELIGHTING AND
ELECTRICAL CONTROLS AND UPGRADE
CONTRACT NO. 7585**

INDEX

SECTION A: ADVERTISEMENT FOR BIDS AND INSTRUCTIONS TO BIDDERS	A-1
SECTION B: PROPOSAL SECTION	B-1
SECTION C: SMALL BUSINESS ENTERPRISE	C-1
SECTION D: SPECIAL PROVISIONS	D-1
SECTION E: BIDDER'S ACKNOWLEDGEMENT	E-1
SECTION F: DISCLOSURE OF OWNERSHIP & BEST VALUE CONTRACTING	F-1
SECTION G: BID BOND	G-1
SECTION H: AGREEMENT	H-1
SECTION I: PAYMENT AND PERFORMANCE BOND	I-1
SECTION J: PREVAILING WAGE RATES	J-1

This Proposal, and Agreement have
been prepared by:

**CITY ENGINEERING DIVISION
CITY OF MADISON
MADISON, DANE COUNTY, WISCONSIN**



David C. Dryer, P.E., CAPP
City Traffic Engineer and
Parking Utility Manager

DD: wp

SECTION A: ADVERTISEMENT FOR BIDS AND INSTRUCTIONS TO BIDDERS

REQUEST FOR BID FOR PUBLIC WORKS CONSTRUCTION CITY OF MADISON, WISCONSIN

A BEST VALUE CONTRACTING MUNICIPALITY

PROJECT NAME:	2015 CAPITOL SQUARE NORTH PARKING GARAGE RELIGHTING AND ELECTRICAL CONTROLS AND UPGRADE
CONTRACT NO.:	7585
SBE GOAL	18%
BID BOND	5%
PRE BID MEETING (1:00 P.M.)	10/2/2015
PREQUALIFICATION APPLICATION DUE (1:00 P.M.)	10/2/2015
BID SUBMISSION (1:00 P.M.)	10/9/2015
BID OPEN (1:30 P.M.)	10/9/2015
PUBLISHED IN WSJ	9/18, 9/25 & 10/2/15

PRE BID MEETING: Representatives of the Affirmative Action Department will be present to discuss the Small Business Enterprise requirements at 1600 Emil Street, Madison Wisconsin.

PREQUALIFICATION APPLICATION: Forms are available on our website, www.cityofmadison.com/business/pw/forms.cfm. If not currently prequalified in the categories listed in Section A, an amendment to your Prequalification will need to be submitted prior to the same due date. Postmark is not applicable.

BIDS TO BE SUBMITTED by hand to 1600 EMIL ST., MADISON, WI 53713 or online at www.bidexpress.com.

THE BID OPENING is at 1600 EMIL ST., MADISON, WI 53713.

STANDARD SPECIFICATIONS

The City of Madison's Standard Specifications for Public Works Construction - 2015 Edition, as supplemented and amended from time to time, forms a part of these contract documents as if attached hereto.

These standard specifications are available on the City of Madison Public Works website, www.cityofmadison.com/Business/PW/specs.cfm.

The Contractor shall review these Specifications prior to preparation of proposals for the work to be done under this contract, with specific attention to Article 102, "BIDDING REQUIREMENTS AND CONDITIONS" and Article 103, "AWARD AND EXECUTION OF THE CONTRACT." For the convenience of the bidder, below are highlights of three subsections of the specifications.

SECTION 102.1: PRE-QUALIFICATION OF BIDDERS

In accordance with Wisconsin State Statutes 66.0901 (2) and (3), all bidders must submit to the Board of Public Works proof of responsibility on forms furnished by the City. The City requires that all bidders be qualified on a biennial basis.

Bidders must present satisfactory evidence that they have been regularly engaged in the type of work specified herein and they are fully prepared with necessary capital, materials, machinery and supervisory

personnel to conduct the work to be contracted for to the satisfaction of the City. All bidders must be pre-qualified by the Board of Public Works for the type of construction on which they are bidding prior to the opening of the bid.

In accordance with Section 39.02(9)(a)l. of the General Ordinances, all bidders shall submit in writing to the Affirmative Action Division Manager of the City of Madison, a Certificate of Compliance or an Affirmative Action Plan at the same time or prior to the submission of the proof of responsibility forms.

The bidder shall be disqualified if the bidder fails to or refuses to, prior to opening of the bid, submit a Certificate of compliance, Affirmative Action Plan or Affirmative Action Data Update, as applicable, as defined by Section 39.02 of the General Ordinances (entitled Affirmative Action) and as required by Section 102.11 of the Standard Specifications.

SECTION 102.4 PROPOSAL

No bid will be accepted that does not contain an adequate or reasonable price for each and every item named in the Schedule of Unit Prices.

A lump sum bid for the work in accordance with the plans and specifications is required. The lump sum bid must be the same as the total amounts bid for the various items and it shall be inserted in the space provided.

All papers bound with or attached to the proposal form are considered a part thereof and must not be detached or altered when the proposal is submitted. The plans, specifications and other documents designated in the proposal form will be considered a part of the proposal whether attached or not.

A proposal submitted by an individual shall be signed by the bidder or by a duly authorized agent. A proposal submitted by a partnership shall be signed by a member/partner or by a duly authorized agent thereof. A proposal submitted by a corporation shall be signed by an authorized officer or duly authorized registered agent of such corporation, and the proposal shall show the name of the State under the laws of which such corporation was chartered. The required signatures shall in all cases appear in the space provided thereof on the proposal.

Each proposal shall be placed, together with the proposal guaranty, in a sealed envelope, so marked as to indicate name of project, the contract number or option to which it applies, and the name and address of the Contractor or submitted electronically through Bid Express (www.bidexpress.com). Proposals will be accepted at the location, the time and the date designated in the advertisement. Proposals received after the time and date designated will be returned to the bidder unopened.

The Bidder shall execute the Disclosure of Ownership form. REFER TO SECTION F.

SECTION 102.5: BID DEPOSIT (PROPOSAL GUARANTY)

All bids, sealed or electronic, must be accompanied with a Bid Bond equal to at least 5% of the bid or a Certificate of Annual/Biennial Bid Bond or certified check, payable to the City Treasurer. Bid deposit of the successful bidders shall be returned within forty-eight (48) hours following execution of the contract and bond as required.

PREVAILING WAGE RATES

Prevailing Wage Rates may be required and are attached in Section J of the contract. See Special Provisions to determine applicability.

Bidders for this Contract(s) must be Pre-Qualified for at least one of the following type(s) of construction denoted by an ☒

Building Demolition

- 101 ☐ Asbestos Removal
120 ☐ House Mover

- 110 ☐ Building Demolition

Street, Utility and Site Construction

- 201 ☐ Asphalt Paving
205 ☐ Blasting
210 ☐ Boring/Pipe Jacking
215 ☐ Concrete Paving
220 ☐ Con. Sidewalk/Curb & Gutter/Misc. Flat Work
221 ☐ Concrete Bases and Other Concrete Work
222 ☐ Concrete Removal
225 ☐ Dredging
230 ☐ Fencing
235 ☐ Fiber Optic Cable/Conduit Installation
240 ☐ Grading and Earthwork
241 ☐ Horizontal Saw Cutting of Sidewalk
242 ☐ Infrared Seamless Patching
245 ☐ Landscaping, Maintenance
250 ☐ Landscaping, Site and Street
251 ☐ Parking Ramp Maintenance
252 ☐ Pavement Marking
255 ☐ Pavement Sealcoating and Crack Sealing
260 ☐ Petroleum Above/Below Ground Storage Tank Removal/Installation
262 ☐ Playground Installer
265 ☐ Retaining Walls, Precast Modular Units

- 270 ☐ Retaining Walls, Reinforced Concrete
275 ☐ Sanitary, Storm Sewer and Water Main Construction
276 ☐ Sawcutting
280 ☐ Sewer Lateral Drain Cleaning/Internal TV Insp.
285 ☐ Sewer Lining
290 ☐ Sewer Pipe Bursting
295 ☐ Soil Borings
300 ☐ Soil Nailing
305 ☐ Storm & Sanitary Sewer Laterals & Water Svc.
310 ☐ Street Construction
315 ☐ Street Lighting
318 ☐ Tennis Court Resurfacing
320 ☐ Traffic Signals
325 ☐ Traffic Signing & Marking
332 ☐ Tree pruning/removal
333 ☐ Tree, pesticide treatment of
335 ☐ Trucking
340 ☐ Utility Transmission Lines including Natural Gas, Electrical & Communications
399 ☐ Other _____

Bridge Construction

- 501 ☐ Bridge Construction and/or Repair

Building Construction

- 401 ☐ Floor Covering (including carpet, ceramic tile installation, rubber, VCT)
402 ☐ Building Automation Systems
403 ☐ Concrete
404 ☐ Doors and Windows
405 ☒ Electrical - Power, Lighting & Communications
410 ☐ Elevator - Lifts
412 ☐ Fire Suppression
413 ☐ Furnishings - Furniture and Window Treatments
415 ☐ General Building Construction, Equal or Less than \$250,000
420 ☐ General Building Construction, \$250,000 to \$1,500,000
425 ☐ General Building Construction, Over \$1,500,000
428 ☐ Glass and/or Glazing
429 ☐ Hazardous Material Removal
430 ☐ Heating, Ventilating and Air Conditioning (HVAC)
433 ☐ Insulation - Thermal
435 ☐ Masonry/Tuck pointing

- 437 ☐ Metals
440 ☐ Painting and Wallcovering
445 ☐ Plumbing
450 ☐ Pump Repair
455 ☐ Pump Systems
460 ☐ Roofing and Moisture Protection
464 ☐ Tower Crane Operator
461 ☐ Solar Photovoltaic/Hot Water Systems
465 ☐ Soil/Groundwater Remediation
466 ☐ Warning Sirens
470 ☐ Water Supply Elevated Tanks
475 ☐ Water Supply Wells
480 ☐ Wood, Plastics & Composites - Structural & Architectural
499 ☐ Other _____

State of Wisconsin Certifications

- 1 ☐ Class 5 Blaster - Blasting Operations and Activities 2500 feet and closer to inhabited buildings for quarries, open pits and road cuts.
2 ☐ Class 6 Blaster - Blasting Operations and Activities 2500 feet and closer to inhabited buildings for trenches, site excavations, basements, underwater demolition, underground excavations, or structures 15 feet or less in height.
3 ☐ Class 7 Blaster - Blasting Operations and Activities for structures greater than 15' in height, bridges, towers, and any of the objects or purposes listed as "Class 5 Blaster or Class 6 Blaster".
4 ☐ Petroleum Above/Below Ground Storage Tank Removal and Installation (Attach copies of State Certifications.)
5 ☐ Hazardous Material Removal (Contractor to be certified for asbestos and lead abatement per the Wisconsin Department of Health Services, Asbestos and Lead Section (A&LS).) See the following link for application:
www.dhs.wisconsin.gov/Asbestos/Cert. State of Wisconsin Performance of Asbestos Abatement Certificate must be attached.
6 ☐ Certification number as a Certified Arborist or Certified Tree Worker as administered by the International Society of Arboriculture
7 ☐ Pesticide application (Certification for Commercial Applicator For Hire with the certification in the category of turf and landscape (3.0) and possess a current license issued by the DATCP)
8 ☐ State of Wisconsin Master Plumbers License.

SECTION B: PROPOSAL

Please refer to the
Bid Express Website
at <https://bidexpress.com>
look up contract number
and go to
Section B: Proposal Page

You can access all City of Madison bid solicitations for FREE at www.bidexpress.com

Click on the "Register for Free" button and follow the instructions to register your company and yourself. You will be asked for a payment subscription preference, since you may wish to bid online someday. Simply choose the method to pay on a 'per bid' basis. This requires no payment until / unless you actually bid online. You can also choose the monthly subscription plan at this time. You will, however, be asked to provide payment information. Remember, you can change your preference at anytime. You will then be able to complete your free registration and have full access to the site. Your free access does not require completion of the 'Digital ID' process, so you will have instant access for viewing and downloading. To be prepared in case you ever do wish to bid online, you may wish to establish your digital ID also, since you cannot bid without a Digital ID.

If you have any problems with the free registration process, you can call the bidexpress help team, toll free at 1-888-352-2439 (option 1, option1).

SECTION C: SMALL BUSINESS ENTERPRISE

Instructions to Bidders City of Madison SBE Program Information

2 Small Business Enterprise (SBE) Program Information

2.1 Policy and Goal

The City of Madison reaffirms its policy of nondiscrimination in the conduct of City business by maintaining a procurement process which remains open to all who have the potential and ability to sell goods and services to the City. It is the policy of the City of Madison to allow Small Business Enterprises (SBE) maximum feasible opportunity to participate in City of Madison contracting. The bidder acknowledges that its bid has been submitted in accordance with the SBE program and is for the public's protection and welfare.

Please refer to the "ADVERTISEMENT FOR BIDS" for the goal for the utilization of SBEs on this project. SBEs may participate as subcontractors, vendors and/or suppliers, which provide a commercially useful function. The dollar value for SBE suppliers or 'materials only' vendors shall be discounted to 60% for purposes of meeting SBE goals.

A bidder which achieves or exceeds the SBE goal will be in compliance with the SBE requirements of this project. In the event that the bidder is unable to achieve the SBE goal, the bidder must demonstrate that a good faith effort to do so was made. Failure to either achieve the goal or demonstrate a good faith effort to do so will be grounds for the bidder being deemed a non-responsible contractor ineligible for award of this contract.

A bidder may count towards its attainment of the SBE goal only those expenditures to SBEs that perform a commercially useful function. For purposes of evaluating a bidder's responsiveness to the attainment of the SBE goal, the contract participation by an SBE is based on the percentage of the total base bid proposed by the Contractor. The total base bid price is inclusive of all addenda.

Work performed by an SBE firm in a particular transaction can be counted toward the goal only if it involves a commercially useful function. That is, in light of industry practices and other relevant considerations, does the SBE firm have a necessary and useful role in the transaction, of a kind for which there is a market outside the context of the SBE Program, or is the firm's role a superfluous step added in an attempt to obtain credit towards goals? If, in the judgment of the Affirmative Action Division, the SBE firm will not perform a commercially useful function in the transaction, no credit towards goals will be awarded.

The question of whether a firm is performing a commercially useful function is completely separate from the question of whether the firm is an eligible SBE. A firm is eligible if it meets the definitional criteria and ownership and control requirements, as set forth in the City of Madison's SBE Program.

If the City of Madison determines that the SBE firm is performing a commercially useful function, then the City of Madison must then decide what that function is. If the commercially useful function is that of an SBE vendor / supplier that regularly transacts business with the respective product, then the City of Madison will count 60% of the value of the product supplied toward SBE goals.

To be counted, the SBE vendor / supplier must be engaged in selling the product in question to the public. This is important in distinguishing an SBE vendor / supplier, which has a regular trade with a variety of customers, from a firm which performs supplier-like functions on an ad hoc basis or for only one or two contractors with whom it has a special relationship.

A supplier of bulk goods may qualify as an eligible SBE vendor / supplier if it either maintains an inventory or owns or operates distribution equipment. With respect to the distribution equipment; e.g., a fleet of trucks, the term "operates" is intended to cover a situation in which the supplier leases the equipment on a regular basis for its entire business. It is not intended to cover a situation in which the firm simply provides drivers for trucks owned or leased by another party; e.g., a prime contractor, or leases such a party's trucks on an ad hoc basis for a specific job.

If the commercially useful function being performed is not that of a qualified SBE vendor / supplier, but rather that of delivery of products, obtaining bonding or insurance, procurement of personnel, acting as a broker or manufacturer's representative in the procurement of supplies, facilities, or materials, etc., only the fees or commissions will apply towards the goal.

For example, a business that simply transfers title of a product from manufacturer to ultimate purchaser; e. g., a sales representative who re-invoices a steel product from the steel company to the Contractor, or a firm that puts a product into a container for delivery would not be considered a qualified SBE vendor / supplier. The Contractor would not receive credit based on a percentage of the cost of the product for working with such firms.

Concerning the use of services that help the Contractor obtain needed supplies, personnel, materials or equipment to perform a contract: only the fee received by the service provider will be counted toward the goal. For example, use of a SBE sales representative or distributor for a steel company, if performing a commercially useful function at all, would entitle the Contractor receiving the steel to count only the fee paid to the representative or distributor toward the goal. This provision would also govern fees for professional and other services obtained expressly and solely to perform work relating to a specific contract.

Concerning transportation or delivery services: if an SBE trucking company picks up a product from a manufacturer or a qualified vendor / supplier and delivers the product to the Contractor, the commercially useful function it is performing is not that of a supplier, but simply that of a transporter of goods. Unless the trucking company is itself the manufacturer or a qualified vendor / supplier in the product, credit cannot be given based on a percentage of the cost of the product. Rather, credit would be allowed for the cost of the transportation service.

The City is aware that the rule's language does not explicitly mention every kind of business that may contribute work on this project. In administering these programs, the City would, on a case-by-case basis, determine the appropriate counting formula to apply in a particular situation.

2.2 Contract Compliance

Questions concerning the SBE Program shall be directed to the Contract Compliance Officer of the City of Madison Department of Civil Rights, Affirmative Action Division, 210 Martin Luther King, Jr. Blvd., Room 523, Madison, WI 53703; telephone (608) 266-4910.

2.3 Certification of SBE by City of Madison

The Affirmative Action Division maintains a directory of SBEs which are currently certified as such by the City of Madison. Contact the Contract Compliance Officer as indicated in Section 2.2 to receive a copy of the SBE Directory or you may access the SBE Directory online at www.cityofmadison.com/dcr/aaTBDDir.cfm.

All contractors, subcontractors, vendors and suppliers seeking SBE status must complete and submit the **Targeted Business Certification Application** to the City of Madison Affirmative Action Division by the time and date established for receipt of bids. A copy of the Targeted Business Certification Application is available by contacting the Contract Compliance Officer at the address and telephone indicated in Section 2.2 or you may access the Targeted Business Certification Application online at www.cityofmadison.com/dcr/aaTBDDir.cfm. Submittal of the Targeted Business Certification Application by the time specified does not guarantee that the applicant will be certified as a SBE eligible to be utilized towards meeting the SBE goal for this project.

2.4 Small Business Enterprise Compliance Report

2.4.1 Good Faith Efforts

Bidders shall take all necessary affirmative steps to assure that SBEs are utilized when possible and that the established SBE goal for this project is achieved. A contractor who self performs a portion of the work, and is pre-qualified to perform that category of work, may subcontract that portion of the work, but shall not be required to do so. When a bidder is unable to achieve the established SBE goal, the bidder must demonstrate that a good faith effort to do so was made. Such a good faith effort should include the following:

- 2.4.1.1 Attendance at the pre-bid meeting.
- 2.4.1.2 Using the City of Madison's directory of certified SBEs to identify SBEs from which to solicit bids.
- 2.4.1.3 Assuring that SBEs are solicited whenever they are potential sources.
- 2.4.1.4 Referring prospective SBEs to the City of Madison Affirmative Action Division for certification.
- 2.4.1.5 Dividing total project requirements into smaller tasks and/or quantities, where economically feasible, to permit maximum feasible SBE participation.
- 2.4.1.6 Establishing delivery schedules, where requirements permit, which will encourage participation by SBEs.
- 2.4.1.7 Providing SBEs with specific information regarding the work to be performed.
- 2.4.1.8 Contacting SBEs in advance of the deadline to allow such businesses sufficient time to prepare a bid.
- 2.4.1.9 Utilizing the bid of a qualified and competent SBE when the bid of such a business is deemed reasonable (i.e. 5% above the lowest bidder), although not necessarily low.
- 2.4.1.10 Contacting SBEs which submit a bid, to inquire about the details of the bid and confirm that the scope of the work was interpreted as intended.

2.4.2 Reporting SBE Utilization and Good Faith Efforts

The Small Business Enterprise Compliance Report is to be submitted by the bidder with the bid. This report is due by the specified bid closing time and date. Bids submitted without a completed SBE Compliance Report as outlined below

shall be deemed non-responsible and the bidder ineligible for award of this contract.

2.4.2.1 If the Bidder meets or exceeds the goal established for SBE utilization, the Small Business Enterprise Compliance Report shall consist of the following:

- 2.4.2.1.1 **Cover Page**, Page C-6; and
- 2.4.2.1.2 **Summary Sheet**, C-7.

2.4.2.2 If the bidder does not meet the goal established for SBE utilization, the Small Business Enterprise Compliance Report shall consist of the following:

- 2.4.2.2.1 **Cover Page**, Page C-6;
- 2.4.2.2.2 **Summary Sheet**, C-7; and
- 2.4.2.2.3 **SBE Contact Report**, C-8 and C-9. (A separate Contact Report must be completed for each applicable SBE which is not utilized.)

2.5 Appeal Procedure

A bidder which does not achieve the established goal and is found non-responsible for failure to demonstrate a good faith effort to achieve such goal and subsequently denied eligibility for award of contract may appeal that decision to the Small Business Enterprises Appeals Committee. All appeals shall be made in writing, and shall be delivered to and received by the City Engineer no later than 4:30 PM on the third business day following the bidder's receipt of the written notification of ineligibility by the Affirmative Action Division Manager. Postmark not acceptable. The notice of appeal shall state the basis for the appeal of the decision of the Affirmative Action Division Manager. The Appeal shall take place in accordance with Madison General Ordinance 33.54.

2.6 SBE Requirements After Award of the Contract

The successful bidder shall identify SBE subcontractors, suppliers and vendors on the subcontractor list in accordance with the specifications. The Contractor shall submit a detailed explanation of any variances between the listing of SBE subcontractors, vendors and/or suppliers on the subcontractor list and the Contractor's SBE Compliance Report for SBE participation.

No change in SBE subcontractors, vendors and/or suppliers from those SBEs indicated in the SBE Compliance Report will be allowed without prior approval from the Engineer and the Affirmative Action Division. The contractor shall submit in writing to the City of Madison Affirmative Action Division a request to change any SBE citing specific reasons which necessitate such a change. The Affirmative Action Division will use a general test of reasonableness in approving or rejecting the contractor's request for change. If the request is approved, the Contractor will make every effort to utilize another SBE if available.

The City will monitor the project to ensure that the actual percentage commitment to SBE firms is carried out.

2.7 SBE Definition and Eligibility Guidelines

A Small Business Enterprise is a business concern awarded certification by the City of Madison. For the purposes of this program a Small Business Enterprise is defined as:

- A. An independent business operated under a single management. The business may not be a subsidiary of any other business and the stock or ownership may not be held by any individual or any business operating in the same or a similar field. In determining whether an entity qualifies as a SBE, the City shall consider all factors relevant to being an independent business including, but not limited to, the date the business was established, adequacy of its resources for the work in which it proposes to involve itself, the degree to which financial, equipment leasing and other relationships exist with other ineligible firms in the same or similar lines of work. SBE owner(s) shall enjoy the customary incidents of ownership and shall share in the risks and profits commensurate with their enjoyment interests, as demonstrated by an examination of the substance rather than form or arrangements that may be reflected in its ownership documents.
- B. A business that has averaged no more than \$4.0 million in annual gross receipts over the prior three year period and the principal owner(s) do not have a personal net worth in excess of \$1.32 million.

Firm and/or individuals that submit fraudulent documents/testimony may be barred from doing business with the City and/or forfeit existing contracts.

SBE certification is valid for one (1) year unless revoked.

**2015 CAPITOL SQUARE NORTH PARKING GARAGE RELIGHTING AND
ELECTRICAL CONTROLS AND UPGRADE
CONTRACT NO. 7585**

Small Business Enterprise Compliance Report

**This information may be submitted electronically through
Bid Express or submitted with bid in sealed envelope.**

Cover Sheet

Prime Bidder Information

Company: _____

Address: _____

Telephone Number: _____ Fax Number: _____

Contact Person/Title: _____

Prime Bidder Certification

I, _____, _____ of
Name Title

_____ certify that the information
Company

contained in this SBE Compliance Report is true and correct to the best of my knowledge and belief.

Witness' Signature

Bidder's Signature

Date

**2015 CAPITOL SQUARE NORTH PARKING GARAGE RELIGHTING AND
ELECTRICAL CONTROLS AND UPGRADE
CONTRACT NO. 7585**

Small Business Enterprise Compliance Report

Summary Sheet

SBE Subcontractors Who Are NOT Suppliers

Name(s) of SBEs Utilized	Type of Work	% of Total Bid Amount
		%
		%
		%
		%
		%
		%
		%
		%
		%
		%
		%
		%
		%
		%
		%
Subtotal SBE who are NOT suppliers:		_____ %

SBE Subcontractors Who Are Suppliers

Name(s) of SBEs Utilized	Type of Work	% of Total Bid Amount
		%
		%
		%
		%
		%
		%
Subtotal Contractors who are suppliers:		_____ % x 0.6 = _____ % (discounted to 60%)
Total Percentage of SBE Utilization:		_____ %.

**2015 CAPITOL SQUARE NORTH PARKING GARAGE RELIGHTING AND
ELECTRICAL CONTROLS AND UPGRADE
CONTRACT NO. 7585**

Small Business Enterprise Compliance Report

SBE Contact Report

Submit separate copy of this form for each SBE which you are not able to utilize towards meeting the SBE goal for this project. Attach separate sheets if necessary.

SBE Information

Company: _____

Address: _____

Telephone Number: _____

Contact Person/Title: _____

1. Outline below all efforts to solicit a bid from the above SBE. Include date, means of contact, who from your company made this contact and the result.

2. Describe the information provided to the aforementioned SBE regarding the scope of work for which he/she was to provide a bid.

Is this the same scope of work on which the subcontractor you intend to utilize based his/her bid?

☐ Yes ☐ No

3. Did this SBE submit a bid? ☐ Yes ☐ No

4. Is the General Contractor pre-qualified to self-perform this category of work?

☐ Yes ☐ No

5. If you responded "Yes" to Question 3, please check the items below which apply and provide the requested detail. If you responded "No" to Question 3, please skip ahead to item 6 below.

☐ The SBE listed above is unavailable for work on this project for the following reasons. Provide specific detail for this conclusion.

☐ The SBE listed above is unqualified for work on this project. Provide specific details for this conclusion.

☐ The SBE listed above provided a price that was unreasonable (i.e. more than 5% above the lowest bidder). Provide specific detail for this conclusion including the SBE's price and the price of the subcontractor you intend to utilize.

☐ A contract with the SBE listed above may constitute a breach of the bidder's collective bargaining agreements. Provide specific detail for this conclusion including, but not limited to, correspondence from the SBE indicating it will not sign a project labor agreement and/or correspondence from the applicable trade union indicating a project labor agreement will not be allowed at the time of project bidding.

☐ Other; please specify reason(s) other than listed above which made it impossible for you to utilize this SBE on this project.

6. Describe any other good faith efforts:

SECTION D: SPECIAL PROVISIONS

2015 CAPITOL SQUARE NORTH PARKING GARAGE RELIGHTING AND ELECTRICAL CONTROLS AND UPGRADE CONTRACT NO. 7585

It is the intent of these Special Provisions to set forth the final contractual intent as to the matter involved and shall prevail over the Standard Specifications and plans whenever in conflict therewith. In order that comparisons between the Special Provisions can be readily made, the numbering system for the Special Provisions is equivalent to that of the Specifications.

Whenever in these Specifications the term "Standard Specifications" appears, it shall be taken to refer to the City of Madison Standard Specifications for Public Works Construction and Supplements thereto.

SECTION 102.10: PREVAILING WAGE

For this project, payment of prevailing wages (white sheet) shall be required unless the box indicating prevailing wages are not required is checked below.

☐ Prevailing wages shall not be required when this box is checked.

If prevailing wages (white sheets) are required, the wages and benefits paid on the contract shall not be less than those specified in the Prevailing Wage Determination included with these contract documents for the following types of work:

- ☒ Building or Heavy Construction
- ☐ Sewer, Water, or Tunnel Construction
- ☐ Local Street or Miscellaneous Paving Construction
- ☐ Residential or Agricultural Construction

When multiple boxes are checked, worker's wages may vary according to the type and area of work performed. It is the responsibility of the Contractor to determine and apply the appropriate wage rate for the specific work assigned.

SECTION 102.12: BEST VALUE CONTRACTING

This Contract shall be considered a Best Value Contract if the Contractor's bid is equal to or greater than \$55,500 for a single trade contract; or equal to or greater than \$271,500 for a multi-trade contract pursuant to MGO 33.07(7).

GENERAL REQUIREMENTS

TABLE OF CONTENTS

1.01	WORK COVERED BY CONTRACT DOCUMENTS	D-3
1.02	CONTRACTOR'S DUTIES	D-3
1.03	CONTRACTS	D-4
1.04	TIME OF COMPLETION AND LIQUIDATED DAMAGES	D-4
1.05	WORK SEQUENCE	D-4
1.06	CONTRACTOR USE OF PUBLIC RIGHTS-OF-WAY	D-4
1.07	CONTRACTOR USE OF PREMISES	D-5
1.08	DEFINITIONS	D-5
1.09	PROJECT MEETINGS	D-6
1.10	JOB SITE ADMINISTRATION	D-7
1.11	SUBMITTALS	D-8
1.12	TEMPORARY UTILITIES	D-9
1.13	TRAFFIC	D-9
1.14	SPECIAL CONTROLS	D-10
1.15	PARKING	D-10
1.16	SECURITY	D-10
1.17	CLEANING	D-11
1.18	PROJECT CLOSEOUT	D-12
1.19	RECORD DRAWINGS	D-12

1.01 WORK COVERED BY CONTRACT DOCUMENTS

- A. This work covers electrical modifications and upgrades at the Capitol Square North parking garage including but not limited to the replacement of panel boards, wiring, conduits and luminaires throughout. Work will also include the addition of CO monitoring and fan controls.
- B. The electrical work to be done is shown on the plans/details and described in these specifications.
- C. Ramp construction
 - 1. Capitol Square North (CSN):
 - a. Post-tensioned cast-in-place concrete.

1.02 CONTRACTOR'S DUTIES

- A. Except as specifically noted, provide and pay for:
 - 1. Labor, materials, and equipment.
 - 2. Tools, construction equipment, and machinery.
 - 3. Water, heat and utilities required for construction not part of the existing ramp system.
 - 4. Other facilities and services necessary for proper execution and completion of work.
- B. Pay legally required sales, consumer and use taxes.
- C. Secure and pay for, as necessary for proper execution and completion of work and as applicable at time of receipt for bids:
 - 1. Permits
 - 2. Government fees
 - 3. Licenses
- D. Give required notices.
- E. Comply with codes, ordinances, rules, regulations, orders and other legal requirements of public authorities, which bear on performance of work.
- F. Contractor is responsible for complying with City Affirmative Action and Best Value Engineering requirements.
- G. Promptly submit written notice to Engineer of observed variance of Contract Documents from legal requirements. It is not Contractor's responsibility to make certain that drawings and specifications comply with codes and regulations.
- H. Appropriate modifications to Contract Documents will adjust necessary changes.
- I. Assume responsibility for work known to be contrary to such requirements, without notice.
- J. Enforce strict discipline and good order among employees. Do not employ on work, unfit persons or persons not skilled in assigned task.

1.03 CONTRACTS

- A. Construct work under a Lump Sum contract.

1.04 TIME OF COMPLETION AND LIQUIDATED DAMAGES

- A. Construction is anticipated to start on or before November 30, 2015 and to be completed by June 1, 2016.
- B. The successful Contractor must agree to commence work on a date to be specified in a written Notice to Proceed and to fully complete by dates specified.
- C. Liquidated damages for failure to complete construction by given date shall be as stated in the third paragraph of Section 109.9 of the City of Madison Standard Specifications for Public Works Construction – most current year.
- D. Completion shall include all construction as outlined in the plans and specifications as well as removal of all materials, debris, barricades, and other construction related items from the site.
- E. Final project closeout shall be completed within 30 days of the construction completion date for all work addressed above. Final project closeout shall include, but not be limited to, submittal of warranties, lien waivers, wage rate compliance affidavits, documents of completed work, and proper pay applications
- F. Each day shall be defined as a twenty-four (24) hour period beginning at 12:01 AM.

1.05 WORK SEQUENCE

- A. The Contractor will be allowed 70 parking stalls out of service for the work. The parking structure will be open during the weekends. Additional parking spaces may be made available upon request and will be reviewed on a case by case basis. The Contractor shall make as many spaces available as possible.
- B. Contractor shall keep ramp attendant and cashier informed about the number of parking stalls out of service each day.
- C. Contractor shall conduct their work between the hours of 7:00 a.m. and 7:00 p.m. Monday through Friday unless written request for special circumstances is acceptable to the Owner. Contractor shall plan work and make request in writing at least seven days prior to deviation from normal.
- D. Prior to the weekend, the Contractor shall clean the site adequately and secure equipment to prevent vandalism, personal injury, or theft.
- E. The Contractor will be asked to reduce the number and type of parking spaces out of service for Special Events dates. The city will provide the Contractor with a schedule of dates.

1.06 CONTRACTOR USE OF PUBLIC RIGHTS-OF-WAY

- A. The Contractor's proposed use of the site may require a Street Occupancy Permit.

- B. The Contractor shall make application for a Street Occupancy Permit before proceeding with work in any public right-of-way. At the time of application for a Street Occupancy Certificate, the Contractor shall provide a drawing showing construction site fencing, construction entrances, proposed placement of equipment, and traffic routing.
- C. A copy of the Street Occupancy Permit shall be at the job site during working hours.
- D. Peak hour traffic flow in Madison occurs between the hours of 7:00 and 8:30 a.m. and between 3:30 and 5:30 p.m., Monday through Friday. During these hours work that will interfere with the flow of traffic shall not be permitted on or in the street governed by this permit.
- E. All signing or barricading shall be done in conformance with the Federal "Uniform Manual on Traffic Control Devices".
- F. For removal or replacement of traffic and parking signs, contact the City of Madison Traffic Engineering Field Operations, 1120 Sayle Street 266-4767, 8:00 a.m. - 4:00 p.m., 24 hours in advance of when you need the sign removed. This service is provided free of charge. If you remove the signs, you will be billed for reinstallation and any damage to the sign installation.
- G. NO MATERIALS shall be stored in the street or street right of way.
- H. A fence may be required around the occupancy area and the construction site depending on the Contractor's intended use. The occupancy area shall be considered part of the construction site. No stopping, standing or parking signs shall be installed, by the contractor, on the fence surrounding the construction site.
- I. A clean, safe access route shall be provided to the parking ramp at all locations desired by the City of Madison, Parking Utility.

1.07 CONTRACTOR USE OF PREMISES

- A. Confine operations at the site to areas permitted by law, ordinance, permits, and contract documents
- B. Do not unreasonably encumber site with materials and equipment.
- C. Do not load structure with weight that will endanger structure.
- D. Assume full responsibility for protection and safekeeping of products stored on the premises. Construction equipment, tools, etc. shall not be stored in areas of the Owner's continued use.
- E. Move any stored products which interfere with operations of Owner or other Contractor.
- F. There is no storage for materials outside of Contractor's work area.

1.08 DEFINITIONS

- A. CONTRACT DOCUMENTS - Contract documents for this project include but are not limited to:

1. Specifications and Drawings for "City of Madison 2015 Electrical Modifications and Upgrades".
 2. General Conditions, which are included in the Standard Specifications for Public Works Construction, most current year, of the City of Madison, Department of Public Works. The Standard Specifications described above are available on request from the City Engineer, City Engineering Division, Room 115, City-County Building, Madison, Wisconsin 53709.
 3. Architectural and structural drawings for the original construction. Drawings are available for review at the City Department of Transportation office, Room 100, Madison Municipal Building, Madison, Wisconsin 53701.
- B. SLAB - Flat, horizontal or ramped layers of reinforced concrete which spans and is supported by columns, beams or walls.
- C. DRAWINGS - Graphical description of the work to be performed, designated.
- D. SPECIFICATIONS - Written description of the work to be performed, designated.

1.09 PROJECT MEETINGS

- A. Pre-Bid Meeting
1. Refer to Section A: Advertisement for Bids and Instructions to Bidders
- B. Pre-Construction Meeting
1. Soon after award of Contract and prior to the start of construction, each Prime Contractor shall attend a pre-construction conference with representatives of the Owner and Engineer.
 2. The Contractor shall have at the meeting responsible representatives from subcontractors who are to perform the work.
 3. The Contractor shall submit the following information at the Pre-Construction Meeting:
 - a. Construction Schedule
 - b. List of Sub-Contractors
 - c. Procedures for demolition
 - d. Change-over dates for new electrical equipment and lighting
 4. The Construction Schedule submitted by the Contractor shall describe in detail when each portion of the work is to be accomplished and subcontractors shall participate in the discussion. The Engineer will serve to interpret the Contract Documents should such questions arise. A representative of the Owner may also be present to discuss work to be completed by others in conjunction with this project and the Owner's partial occupancy and use of the garage during construction.
 5. Any other questions that the Contractor or subcontractors have about the work or its scheduling shall be raised at this meeting.
 6. Requirements for contract administration and construction operations will be defined for participants.
 7. Prepare in reproducible form approved by the Engineer and include:
 - a. Breakdown of work activities in categories approved by Engineer, segmented as necessary to allow close monitoring of progress of the work during construction.
 - b. Order of work necessary to meet Time for Completion.

- c. Breakdown of the work of all Subcontractors scheduled in cooperation with the Contractor's work.
 - d. Signatures of all Contractors.
 - e. Space for the additional display of actual performance on the schedule.
- 8. After necessary revisions and approval by the Engineer, provide two prints of project construction schedule to the Engineer.
- 9. Time, date and place of the meeting will be determined by the Engineer.
- C. Progress Meetings
 - 1. Biweekly project meetings will be held at the project site by the Engineer's representative and Owner's representative for the purpose of coordinating and expediting the Work progress.
 - 2. Attendance at project meetings by all Prime Contractors, or their authorized representative, is mandatory.
 - 3. Date and time of the meetings will be determined at the pre-construction meeting.
 - 4. Contractors shall give verbal reports of progress on the project, discuss the work schedule for the coming period and present all conflicts, discrepancies or other difficulties for resolution.
 - 5. Upon request of the Engineer, update the schedule to reflect changes required by actual conditions and indicate actual work completed. Provide the Engineer with same number of copies as required for original submission.
 - 6. Show changes occurring since previous submission of schedule such as:
 - a. Major changes in scope.
 - b. Activities modified since previous submission.
 - c. Revised projections of progress and completion.
 - d. Other identifiable changes.
 - 7. Provide a narrative report as needed to define:
 - a. Problem areas, anticipated delays, and the impact on the schedule.
 - b. Corrective action recommended, and its effect.
 - c. The effect of changes in schedules of other Prime Contractors.
 - 8. Where work is not performed according to the Construction Schedule, a short narrative should be written describing the cause of delay and intended action to remedy the delay.
 - 9. When the work performed is not meeting the construction schedule, the Engineer may request that the contractor increase the labor and equipment being furnished in order to meet the schedule. Should the contractor choose not to follow the engineer's request he shall provide a written submittal explaining how the schedule is to be met without an increase in labor and equipment.

1.10 JOB SITE ADMINISTRATION

- A. The Contractor shall have at the site of the work at all times, while work is in progress, a superintendent or foreman having authority both to receive orders from the Engineer and to act for the Contractor.
- B. The Engineer will have a representative visit the site during the progress of the work.
- C. The Engineer's inspections and project coordination shall take place between regular business hours of 7 a.m. to 5 p.m. The Contractor will take all necessary steps to allow the Engineer to carry out the Engineer's duties without interference by noise, dust, or other construction activities.

1.11 SUBMITTALS

- A. General
 - 1. Refer to General Conditions for basic requirements for all submittals.
 - 2. Refer to technical specifications for all submittals required.
- B. Submittal Requirements
 - 1. Project information shall be first sent to the Engineer.
 - 2. Schedule submittals at least 14 days before the time that reviewed and approved submittals will be needed.
 - 3. Accompany submittals with transmittal letter containing the date, project title and number, Contractor's name and address, the quantity of items submitted, notifications of any deviations from Contract Documents, the Section of Work and other pertinent data.
- C. Schedules
 - 1. Refer to Project Meetings.
- D. Subcontractor and Materials List
 - 1. The Subcontractor and major suppliers list shall be submitted on or before the first pre-construction meeting.
 - 2. The Engineer will promptly review list and indicate in writing approval or disapproval of subcontractors and/or materials. Resubmit revised list, upon disapproval of any item, until such time as approval of all items has been obtained from the Engineer.
 - 3. Use of unspecified or unapproved materials and equipment will not be permitted.
- E. Schedule of Values
 - 1. Before the first Application for Payment, the Contractor shall submit to the Engineer a schedule of values of the various portions of the Work, including quantities if required by the Engineer, aggregating the total Contract Sum, divided so as to facilitate payments to Subcontractors.
 - 2. Prepare a schedule of values in such form and supported by such substantiating data as the Engineer may require. Each item in the schedule of values shall include its proper share of overhead and profit. This schedule, when approved by the Engineer, shall be used only as a basis for the Contractor's Applications for Payment.
- F. Material Safety Data Sheets
 - 1. Contractor shall submit Material Safety Data Sheets for all products they intend to use on the project.
- G. Test Reports and Data
 - 1. Submit test reports and data where required by technical specifications. Results of testing shall be submitted to the Contractor and the Engineer.
- H. Application for Payment
 - 1. For each progress payment (no more frequent than once a month) the Contractor shall submit to the Engineer an itemized Application for Payment supported by the following data: materials stored and work in progress. Work not complete at the time of the itemized Application for Payment submittal will not be included in that

payment. Contractor shall use AIA Documents G702 and G703 Application and Certificate for Payment or similar, as applicable.

- I. Record Drawings
 - 1. The Contractor shall provide and maintain in proper order, in good, clean condition, in field office at the project site, one complete set of prints of all drawings.
 - 2. At time of final acceptance and prior to final payment present these corrected prints to the Owner through the Engineer. Note all data and changes on these record drawings in sufficient detail, clarify and provide information necessary for preparation of "as-built" drawings.
- J. Guarantees, Warranties, and Certificates
 - 1. Submit all guarantees, warranties and certificates to the Engineer prior to final payment.

1.12 TEMPORARY UTILITIES

- A. The Contractor shall arrange for, obtain and pay for all temporary utilities necessary to complete the work except as stated otherwise in these specifications.
- B. ELECTRICAL AND LIGHTING: The Contractor shall provide all temporary electric power and connections necessary for the Contractor's work. The Contractor can use the existing 110/220 volt service in the ramp. The Owner will provide the existing lighting. Supplementary lighting, if necessary, shall be provided by the Contractor.
- C. TELEPHONE: The Contractor shall provide temporary telephone service to the job site. This service shall consist of at least a cellular phone for the Contractor's purpose.
- D. TOILETS: The Contractor shall provide and maintain suitable, weather tight, sanitary toilet facilities for all workers during construction period. When toilet facilities are no longer required, promptly remove from site, disinfect and clean or treat the area as required.
 - 1. The Contractor shall keep all toilet facilities clean and supplied with toilet tissue at all times. Maintain facilities in accordance with requirements of applicable building codes.
- E. PROJECT SIGN: No individual advertising signs, plaques or credits, temporary or permanent, will be permitted on the building or premises, except the name of each contractor on their office or material shed.
- F. EXPLOSIVES: Use of explosives, for any purpose, is prohibited.
- G. FIRST AID: The Contractor shall provide temporary first-aid facilities on the site.
- H. FIRE PROTECTION: The Contractor shall provide temporary fire protection as required by federal, state, and local laws and ordinances.

1.13 TRAFFIC

- A. The Contractor shall provide personnel, signs, barricades, lights and warning devices to control the orderly flow of traffic, both inside and outside of the garage where needed,

and prevent pedestrians and cars from entering areas of the Contractor's operations. The traffic devices shall meet the requirements of the U.S. Department of Transportation Manual on Uniform Traffic Control Devices.

- B. The Owner will continue to use the building during the Electrical modifications and upgrades. The Contractor must schedule and arrange the work so as to maintain access to undisturbed parking areas. Short interruptions in traffic flow may be permitted but must be scheduled and written approval given by the Engineer seven (7) days prior to the planned interruption. During these interruptions, the Contractor shall provide personnel and signage to direct traffic within the structure.
- C. The Contractor shall move these signs, barricades, lights and warning devices as necessary as the location of the work within the garage changes and previously worked-in areas are occupied by the Owner.
- D. Contractor will provide appropriate signage warning the public of the construction area and directing them to exits.
- E. The Contractor shall maintain access to undisturbed parking areas throughout the Electrical modifications and upgrades.
- F. All Contractors shall comply with applicable OSHA regulations.

1.14 SPECIAL CONTROLS

- A. SPECIAL RESPONSIBILITIES: The Contractor shall be responsible for damages to vehicles in or near the garage, resulting from their operations. The Contractor shall settle claims within 30 days of receipt of claim.

1.15 PARKING

- A. Parking of vehicles and equipment required for construction purposes shall be in the Contractor's designated work areas. No parking will be provided for employees of any Contractor on site. Any vehicle in the parking ramp not parked within the construction area, which are required for this project, will be charged for parking.
- B. All Contractors and their employees shall cooperate with others in the parking of vehicles to avoid interference with normal construction activities.
- C. Do not obstruct existing service drives and parking areas outside the Contractor's work area with equipment, materials and/or vehicles. Keep accessible for Owner's use at all times.

1.16 SECURITY

- A. The Contractor shall provide for the security of materials and equipment stored at the site. Material and equipment shall not be stored in areas which the Owner continues to use. The Contractor may store equipment and materials in areas in which the Contractor is working; otherwise they shall be removed from the site.

1.17 CLEANING

A. General

1. Each Contractor shall keep premises free of accumulation of surplus materials and debris resulting from their operations and the operations of Subcontractors.
 - a. Do not throw debris from ramp.
 - b. Remove all debris from premises.
 - c. No burning of debris on premises allowed.
 - d. Do not use Owner's dump containers.
2. Remove all tools, equipment, scaffolding and temporary facilities immediately when no longer required for execution of the work.

B. Safety Requirements

1. Store volatile wastes in covered metal containers and remove from premises daily.
2. Prevent accumulation of wastes which create hazardous conditions.
3. Provide adequate ventilation during use of volatile or noxious substances.
4. Conduct cleaning and disposal operations to comply with local ordinances and anti-pollution laws.
5. Do not burn or bury waste materials on the project site.
6. Do not dispose of volatile wastes such as mineral spirits, oil or paint thinner in storm and sanitary drains.

C. Materials

1. Use only cleaning materials recommended by manufacturer of surface to be cleaned.
2. Use cleaning materials only on surfaces recommended by cleaning material manufacturer.

D. Submittals

1. Submit plan for disposal of waste.

E. Cleaning During Construction

1. Execute cleaning to ensure that building, grounds and public properties are maintained free from accumulation of waste materials.
2. At daily intervals during progress of work, clean site and public properties, and dispose of waste materials. Prior to any removal, the Contractor shall submit their plan for confining, collecting, and disposal of waste material as a result of the Contractor's removal operations.
3. Provide on-site dump container for collection of waste materials. Contractor shall coordinate with Owner for location of dumpster.
4. Remove waste materials in a controlled manner with as few handlings as possible. Do not drop or throw materials from heights.
5. Schedule cleaning operations so that dust and other contaminants resulting from the cleaning process will not fall on wet, newly painted surfaces or adjacent parked cars.

F. Final Cleaning

1. Immediately prior to final inspection, the Contractor shall clean all surfaces to condition acceptable for immediate occupancy by the Owner and remove all foreign matter from all finished items.
2. The Contractor shall leave all work clean in all respects, ready for use and occupancy by the Owner without additional work.

3. Employ experienced workers, or professional cleaners, for final cleaning.
4. In preparation of substantial completion or occupancy, conduct final inspection of sight exposed interior and exterior surfaces, and of concealed spaces.
5. Repair, patch, and touch up marred surfaces to specified finish, to match adjacent surfaces.

1.18 PROJECT CLOSEOUT

- A. Completion
 1. All work shall be complete when written notice requesting final inspection is submitted to the Engineer.
- B. Guarantees, Bonds, and Affidavits
 1. Required prior to final payment is made. Submit all required written documents including guarantees, bonds, and affidavits.
 2. Guarantees shall extend the full period of the required guarantee period after:
 - a. Replacement of work found defective during guarantee period at any time after Completion.
 - b. Repair of inoperative items or adjustments to proper working condition of items not operating properly at time of inspection at Completion.
 - c. Completion of work not completed at time of Completion.
 3. Items of equipment or material bearing a guarantee of the manufacturer or supplier longer than that described in the City of Madison Standard Specifications for Public Works Construction – most current year, shall not serve to release the manufacturer or supplier from their obligation to repair or replace such items within the limits of their guarantee after expiration of guarantees required by these specifications.

1.19 RECORD DRAWINGS

- A. Required prior to final payment is made.

SECTION 26 05 00
COMMON WORK RESULTS FOR ELECTRICAL

PART 1 - GENERAL

1.01 SCOPE OF WORK

- A. Base Bid: Electrical Contractor provide: All work necessary for complete installation including any required subcontractor to perform work on landscape, natural gas piping or other specialty systems requiring modification as part of this project. The project primarily consists of replacing the existing lighting system with new branch circuit conduit and wire. The existing raceway are embedded in the concrete slab and are failing. They shall not be reused. The existing concrete structure is post tension concrete and therefore embed depth of anchors is limited as noted on the contract drawings. The electrical contractor and any associated subcontractor shall take care when drilling existing structural concrete system. All work shall be performed during normal business hours. For bidding, it should be assumed that only a single level of the ramp will be available at a time to the installer.
- B. Materials and labor shall be new (unless noted otherwise), first class and workmanlike and shall be subject at all times to the A/E's inspections, tests and approval from the commencement until the acceptance of the completed work.
- C. The layout shown on the drawings is necessarily diagrammatic but shall be followed as closely as other work will permit. The drawings provide design intent. The Contractor shall verify all dimensions at the site and be responsible for their accuracy.
- D. All sizes as given are minimum except as noted.
- E. Because of the scale of the Drawings, certain basic items, such as, pipe fittings, duct fittings, access panels, and sleeves, may not be shown. Where such items are required by Code or by other Sections, or where required for proper installation of the Work, such items shall be included, whether shown or not.
- F. In the event of any inconsistencies between the specifications, drawings, contract documents, applicable laws, statutes, ordinances, building codes, rules and regulations, the contractor shall provide the better quality or greater quantity of work and comply with or conform its work to the most stringent legal or contractual requirements.
- G. Changes from these drawings required to make this work conform to the building construction shall be made only with prior written approval of the Architect/Engineer. All proposed changes shall be shown on shop drawings. All measurements shall be verified by actual observation and all work shall fit in place meeting the approval of the Architect/Engineer.
- H. Equipment Specification may not deal individually with minute items required, such as, components, parts, controls, and devices which may be required to produce the equipment performance specified or as required to meet the equipment warranties. Where such items are required to make the system operational, they shall be included by the supplier of the equipment at no additional cost, whether or not specifically called for.

1.02 SECTION INCLUDES

- A. The work under this section includes basic electrical requirements, which are applicable to all Division 26 sections. This section includes information common to two or more technical specification sections or items that are of a general nature, not conveniently fitting into other technical sections.
 - 1. Submittals
 - 2. Construction Verification Checklists
 - 3. Functional Performance Tests
 - 4. Reference Standards
 - 5. Quality Assurance
 - 6. Guarantee
 - 7. Operation And Maintenance Instructions
 - 8. Record Documents
 - 9. Continuity Of Existing Services
 - 10. Sealing And Firestopping
 - 11. Off Site Storage

12. Regulatory Requirements
13. Certificates And Inspections
14. Coordination
15. Demolition And Existing Requirements
16. Approved Electrical Testing Laboratories
17. Sleeves And Openings
18. Omissions
19. Definitions
20. Project/Site Conditions
21. Work Sequence And Scheduling
22. Work by Other Trades
23. Salvage Materials
24. Identification
25. Demolition
26. Cutting And Patching
27. Building Access
28. Equipment Access
29. Housekeeping And Clean Up

1.03 RELATED WORK

- A. The electrical work included in all other divisions is the responsibility of the contractor performing the Division 26 work unless noted otherwise.

1.04 SUBMITTALS

- A. Submit shop drawings for equipment under each section per requirements listed in that section.
- B. Submit for all equipment and systems as indicated in the respective specification sections, marking each submittal with that specification section number. Mark general catalog sheets and drawings to indicate specific items being submitted and proper identification of equipment by name and/or number, as indicated in the contract documents. Failure to do this may result in the submittal(s) being returned to the Contractor for correction and resubmission. Do not submit hard copies of web pages. Failing to follow these instructions does not relieve the Contractor from the requirement of meeting the project schedule.
- C. On request from the A/E, the successful bidder shall furnish additional drawings, illustrations, catalog data, performance characteristics, etc.
- D. Submittals shall be grouped to include complete submittals of related systems, products, and accessories in a single submittal. Mark dimensions and values in units to match those specified. Include wiring diagrams of electrically powered equipment.
- E. The submittals must be approved before fabrication is authorized.
- F. Provide electronic copies of all submittals for review.

1.05 CONSTRUCTION VERIFICATION CHECKLISTS

- A. Contractor is responsible for utilizing the construction verification checklists supplied under these specifications in accordance with the procedures defined for construction verification checklists in Section 26 08 00 – Commissioning of Electrical.

1.06 FUNCTIONAL PERFORMANCE TESTS

- A. Contractor is responsible for utilizing the functional performance test procedures supplied under these specifications in accordance with the procedures defined for functional performance test procedures in Section 26 08 00 – Commissioning of Electrical.

1.07 REFERENCE STANDARDS

- A. Abbreviations of standards organizations referenced in this and other sections are as follows:
 1. ANSI American National Standards Institute
 2. ASTM American Society for Testing and Materials
 3. EPA Environmental Protection Agency
 4. ETL Electrical Testing Laboratories, Inc.
 5. IEEE Institute of Electrical and Electronics Engineers
 6. IES Illuminating Engineering Society
 7. ISA Instrument Society of America

8. NBS National Bureau of Standards
9. NEC National Electric Code
10. NEMA National Electrical Manufacturers Association
11. NESC National Electrical Safety Code
12. NFPA National Fire Protection Association
13. UL Underwriters Laboratories Inc.

1.08 **QUALITY ASSURANCE**

A. Substitution of Materials:

1. If the Contractor wishes to submit an alternate to the named manufacturers for any equipment, he may submit a voluntary alternative minimum 7 days prior to bid, stating the manufacturer's name, model number, written, detailed product data.
 2. Where materials or equipment are specified by name the proposed material or equipment must be identical to the specified material or equipment in all characteristics of quality, function and serviceability, regardless of application in the Project and, in addition, when the Architect deems that aesthetic significance is important, the equal material or equipment must be identical in all characteristics of visual appearance, design, color and texture. Any proposed equal shall be submitted to Architect/Engineer for prior approval, which Architect/Engineer may approve or disapprove in its sole discretion. Work performed or constructed with unapproved equals is at Contractor's risk and any required correction of work incorporating unapproved equals shall be at Contractor's sole cost and expense.
 3. In all instances, Contractor shall assume full responsibility for proof of equality of the statute to the equipment hereinafter specified. All data and information necessary for proof of equality, function and space requirements shall be prepared and accompany the submittal of the substitution to the Architect/Engineer. Approval by the Architect/Engineer of equipment other than the specified does NOT relieve Contractor of this responsibility.
- B. All products and materials used are to be new, undamaged, clean and in good condition. Existing products and materials are not to be reused unless specifically indicated.
- C. Where equipment or accessories are used which differ in arrangement, configuration, dimensions, ratings, or engineering parameters from those indicated on the contract documents, the contractor is responsible for all costs involved in integrating the equipment or accessories into the system, including, but not limited to, coordination with other trades and any required changes by other trades and for obtaining the intended performance from the system into which these items are placed.
- D. All materials, except medium voltage equipment and components, shall be listed by and shall bear the label of an approved electrical testing laboratory. If none of the approved electrical testing laboratories has published standards for a particular item, then other national independent testing standards, if available, applicable, and approved by A/E, shall apply and such items shall bear those labels. Where one of the approved electrical testing laboratories has an applicable system listing and label, the entire system, except for medium voltage equipment and components, shall be so labeled.

1.09 **GUARANTEE**

- A. In entering into a contract covering this work, the contractor accepts the specifications and guarantees that the work will be carried out in accordance with the requirements of this specification or such modifications as may be made under the contract documents.
- B. Contractor further guarantees that the workmanship and material will be of the best procurable and that none but experienced workmen familiar with each particular class of work will be employed.
- C. Contractor further guarantees to replace and make good at his own expense, including travel time, all defects, which may develop within 1 year after final payment and acceptance by the Architect/Engineer, due to faulty workmanship or material, upon, receipt of written notification from the Owner.

1.10 **WORK BY OWNER**

- A. PCB equipment (other than light fixture ballasts) removal and disposal, if required, will be by the Owner under separate contract.
- B. Electrical testing not described in these contract documents will be by the Owner under separate contract.

1.11 **OPERATION AND MAINTENANCE INSTRUCTIONS**

- A. Supply the following additional documentation:
 1. Manufacturer's wiring diagrams for electrically powered equipment.

2. Copies of all approved submittals along with approval letters.

1.12 RECORD DOCUMENTS

- A. Follow the following procedures.
 1. During the progress of the work, Contractor shall maintain a current (daily) record set of the drawings and specifications, indicating thereon all work installed at variance with such Contract Documents including, without limitation, work covered by Addenda, Field Work Orders, Change Orders and Engineers additional instructions, interpretations and clarification. All changes or deviations from the original layout of the work and all critical dimensions of buried or concealed work shall be recorded. It shall be Contractor's responsibility to assure that said record sets are complete, accurate and up-to-date, Engineer shall have the right to inspect and review such record sets.
 2. At the completion of the work, Contractor shall indicated on record sets all record changes and such additional details necessary or appropriate to provide a complete reference document for use by Engineer. If variations and details cannot be shown clearly thereon, the Contractor shall prepare supplemental drawings adequate to impart the information. The foregoing drawings collectively shall constitute the "Record" drawings for the work.
 3. All indication on "Record" drawings shall be executed in a legible manner at Contractor's cost, using methods and legend presentations compatible with the overall scheme of the record drawings with respect to scale, drawing sheet sizes and sequential indexing. All changes shall be marked clearly in red and clouded.
 4. Engineer may review Contractor's "Record" drawings and notify Contractor of observed discrepancies or deviations. Contractor shall promptly correct discrepancies, deviations or illegible markups at Contractor's expense and resubmit revised drawings for Engineer review.
 5. Contractor shall provide final electronic record drawings to the Owner through the Engineer.
 6. Engineer will provide final electronic record drawings to the Owner based on Contractor's markups.

1.13 CONTINUITY OF EXISTING SERVICES

- A. Do not interrupt or change existing services without prior written approval from the Owner's Project Representative. When interruption is required, coordinate scheduling of down-time with the Owner to minimize disruption to his activities. Unless specifically stated, all work involved in interrupting or changing existing services is to be done during normal working hours.
- B. Each Contractor shall thoroughly familiarize himself with existing systems which will affect and be affected by relocation of existing equipment and installation of new lines and equipment. They shall plan installation of their work so that interruptions of services to any building or portion thereof will be a minimum and such interruptions shall occur only when system is not required, if possible. If not possible, each Contractor shall insure the operation of services by whatever means possible, such as, installing bypasses, capping of services or providing temporary service. Each interruption shall be for as short a duration as possible.
- C. No extra costs will be paid to the Contractor for such outages which must occur outside of regular weekly working hours.
- D. This Contractor shall restore any circuit interruption as a result of this work to proper operation as soon as possible. Note that institutional operations are on a seven day week schedule.

1.14 SEALING AND FIRESTOPPING

- A. Sealing and firestopping of sleeves/openings between conduits, cable trays, wireways, troughs, cablebus, busduct, etc. and the structural or partition opening shall be the responsibility of the contractor whose work penetrates the opening. The contractor responsible shall hire individuals skilled in such work to do the sealing and firestopping. These individuals hired shall normally and routinely be employed in the sealing and fireproofing occupation.
- B. Contractor shall request current life safety drawings from the Architect/Owner.

1.15 OFFSITE STORAGE

- A. If payment will be requested for approved offsite stored material, then the Contractor shall complete an "Off-site Storage Agreement" which is available from the Owner. Prior approval by Owner's personnel for offsite storage will be needed. No material will be accepted for offsite storage unless submittals for the material have been approved.

1.16 REGULATORY REQUIREMENTS

- A. All work and materials are to conform in every detail to applicable rules and requirements of the Wisconsin State Electrical Code Volumes 1 and 2, the National Electrical Code (ANSI/NFPA 70), other applicable National Fire Protection Association codes, the National Electrical Safety Code, present manufacturing standards (including NEMA) and the Authority Having Jurisdiction (AHJ).
- B. All Division 26 work shall be done under the direction of a currently certified State of Wisconsin Certified Master Electrician.

1.17 **CERTIFICATES AND INSPECTIONS**

- A. Obtain and pay for all required State or local installation inspections except those provided by the Architect/Engineer in accordance with State Code. Deliver originals of these certificates to the Owner. Include copies of the certificates in the Operating and Maintenance Instructions.
- B. Coordinate and provide inspections as required by the Authority Having Jurisdiction over the site.
- C. This contractor is responsible for coordination of Owner's electrical inspection. Inspection requirements will be issued at a pre-installation meeting, arranged by this contractor and the Owner's Electrical Inspector.

1.18 **COORDINATION**

- A. It shall be the responsibility of each Contractor to coordinate and consult with each other to determine space requirements and to determine that adequate space for servicing is provided for all equipment whether furnished by the Contractor or others. The General Contractor shall have final decision on all space priority conflicts among Contractors. All space priority conflicts shall be brought to the attention of the Architect/Engineer and Owner's Representative.
- B. Each Contractor shall thoroughly familiarize himself with existing systems which will affect and be affected by relocation of existing equipment and installation of new lines and equipment. They shall plan installation of their work so that interruptions of services to any building or portion thereof will be a minimum, and such interruptions shall occur only when system is not required, if possible. If not possible, each Contractor shall insure the operation of services by whatever means possible, such as, installing bypasses, or providing temporary service or circuits. Each interruption shall be for as short a duration as possible.
- C. Cooperation among all Contractors shall be required. Any Work that is installed without cooperating or coordinating with other Contractors and is in conflict shall be removed and reinstalled at that particular Contractor's cost. No cost additions to the Project will be considered due to a Contractor's lack of participation in the cooperation and coordination process. The following list of items of Work shall be the priority of order for all Contractors:
 - 1. Structure
 - 2. Gravity-flow systems for sanitary, storm, steam and steam condensate piping
 - 3. Ductwork and appurtenances
 - 4. Electrical primary and secondary feeder conduits
 - 5. Plumbing vent piping
 - 6. Fire protection (sprinkler system)
 - 7. HVAC piping
 - 8. Gas piping, process piping and domestic water
 - 9. Electrical branch circuit conduit and low voltage conduit
 - 10. Control air lines or conduit
- D. The above list, in descending order, is the precedence assigned the Work items for space priority. Gravity-flow systems have first priority.
- E. Exception: Plumbing lines below or behind plumbing fixtures shall have precedence over all other work. Electrical conduit above or below switchgear, panelboards and control panels shall have precedence over all other work. Do not install any fluid conveying piping over electrical or elevator equipment.
- F. In the case of interconnection of the work of two or more contractors, verify at the site or on shop drawings all dimensions relating to such work. All errors due to the failure to so verify any such dimensions shall be promptly rectified.
Any installed work that is not coordinated and interferes with another contractor's work shall be removed or relocated at the installing contractor's expense.

1.19 **DEMOLITION AND EXISTING REQUIREMENTS**

- A. Existing active services: water, gas, ventilation, compressed or control air, sanitary waste, sanitary vent, storm electric, and any other building systems when encountered shall be protected against damage. Where

existing services are to be abandoned, the services shall be removed back to the point of origin and removed from the site unless otherwise directed by the Owner's Representative.

- B. Submit a "Sequence of Work Schedule" in respect to all temporary and permanent utility and service cutovers after final determination. This schedule shall be submitted for approval to the Owner and Architect/Engineer. The submittal shall designate priority order, service or utility affected, date of cutover, and time of day to start and finish.
- C. Bidders should inspect the site to become familiar with conditions of the site which will affect the Work. Bidders should verify points of connection with utilities, routing of outside piping to include required clearances from any existing structures, or other obstacles.
- D. Extra payment will not be allowed for changes in the Work required because of the successful bidder's failure to make this inspection.

1.20 **APPROVED ELECTRICAL TESTING LABORATORIES**

- A. The following laboratories are approved for providing electrical product safety testing and listing services as required in these specifications:
 - 1. Underwriters Laboratories Inc.
 - 2. Electrical Testing Laboratories, Inc.

1.21 **SLEEVES AND OPENINGS**

- A. Openings required in new or existing construction that may be necessary for the installation of new work shall be provided by the respective contractor and all patching and repairing shall be done by workmen competent in the trade required, at the expense of the respective contractor. The respective contractor shall be responsible for arranging the work so that minimum cutting will be required. All rubbish and excess materials involved in such cutting shall be promptly removed from the site and disposed of by the contractor. Cutting through the floor or roof systems or load bearing walls shall be done only with the prior written approval of the Architect/Engineer so as to avoid damaging the structural system.

1.22 **OMISSIONS**

- A. No later than ten (10) days before bid opening, the Contractor shall call the attention of the A/E to any materials or apparatus the Contractor believes to be inadequate and to any necessary items of work omitted.

1.23 **DEFINITIONS**

- A. Wherever the words "the Contractor", "this Contractor" or "Electrical Contractor", appear in this section, they refer to the Contractor for Electrical Work.
- B. The term "provide" includes such labor, methods, materials, equipment and transportation or other facilities required to complete the Contract and the performance of all duties thereby upon the Contractor.

1.24 **PROJECT/SITE CONDITIONS**

- A. Install Work in locations shown on Drawings, unless prevented by Project conditions.
- B. Prepare drawings showing proposed rearrangement of Work to meet Project conditions, including changes to Work specified in other Sections. Obtain permission of A/E before proceeding.
- C. Tools, materials and equipment shall be confined to areas designated by the Owner's project representative.

1.25 **WORK SEQUENCE AND SCHEDULING**

- A. Install work in phases to accommodate Owner's occupancy requirements. During the construction period coordinate schedule and operations with Owner's Construction Representatives.

1.26 **WORK BY OTHER TRADES**

- A. Every attempt has been made to indicate in this trade's specifications and drawings all work required of this Contractor. However, there may be additional specific paragraphs in other trade specifications and addenda, and additional notes on drawings for other trades which pertain to this Trade's work, and thus those additional requirements are hereby made a part of these specifications and drawings.
- B. Electrical details on drawings for equipment to be provided by others are based on preliminary design data only. This Contractor shall lay out the electrical work and shall be responsible for its correctness to match equipment actually provided by others.

1.27 **SALVAGE MATERIALS**

- A. No materials removed from this project shall be reused (except as specifically noted below). All materials removed shall become the property of and shall be disposed of by the Contractor.

PART 2 - PRODUCTS

2.01 IDENTIFICATION

- A. Refer to Electrical Section 26 05 53 – Identification for Electrical Systems.

2.02 SLEEVES AND OPENINGS

- A. General:
1. Pipe sleeves shall be constructed of standard weight ASTM A53 or ASME B36.10 steel with an anchor plate constructed of A36/A36M steel welded to the pipe. The sleeve shall be sized a minimum of 1" larger than piping insulation diameter. The entire assembly shall be hot-dip galvanized after fabrication.
 2. Duct sleeves and piping sleeves passing through interior walls shall be constructed of 24 gauge galvanized steel minimum thickness.
- B. Sleeves Through Below Grade Walls:
1. Provide steel pipe sleeve, ASTM A53, pressure sealing with membrane clamp ring, gasket, water stop ring, external rings, and nitrile rubber link seals. The assembly shall be hot-dip galvanized after fabrication.
 - a. Seals: Modular mechanical type seals, consisting of interlocking nitrile rubber links shaped to continuously fill the annular space between the pipe and the sleeve and electrically isolate the carrier pipe from the steel sleeve.
 - b. Sealing Element: Polychloroprene rubber material compounded to resist aging, ozone, sunlight, hydrocarbon gases, water, and chemical action.
 - c. Hardware: Type 300 series stainless steel fasteners. Threads rolled to produce smooth uniform threads and unbroken flow lines.
 - d. Compression Plates: Fiberglass-reinforced polyester plastic, injection molded for high physical properties, dielectric strength and non-cold flow creep characteristics, having high resistance to acidic and alkaline soils.
 2. For sleeves located 15 feet or more below grade provide cast iron sleeve ASTM A74 with compression seals.

2.03 SEALING AND FIRESTOPPING

- A. Fire And/Or Smoke Rated Penetrations:
1. Manufacturers:
 - a. 3M, STI/SpecSeal, Tremco, Hilti
 - b. All firestopping systems shall be by the same manufacturer.
 2. Submittals:
 - a. Contractor shall submit product data for each firestop system. Submittals shall include product characteristics, performance and limitation criteria, test data, MSDS sheets, installation details and procedures for each method of installation applicable to this project. For non-standard conditions where no UL tested system exists, submit manufacturer's drawings for UL system with known performance for which an engineering judgment can be based upon.
 3. Product:
 - a. Firestop systems shall be UL listed or tested by an independent testing laboratory approved by the Owner and the Authority Having Jurisdiction (AHJ).
 - b. Use a product that has a rating not less than the rating of the wall or floor being penetrated. Reference architectural drawings for identification of fire and/or smoke rated walls and floors.
 - c. Contractor shall use firestop putty, caulk sealant, intumescent wrapstrips, intumescent firestop collars, firestop mortar or a combination of these products to provide a UL listed system for each application required for this project. Provide mineral wool backing where specified in manufacturer's application detail.
- B. Non-Rated Penetrations:
1. Conduit Penetrations Through Below Grade Walls:

- a. In exterior wall openings below grade, use a modular mechanical type seal consisting of interlocking synthetic rubber links shaped to continuously fill the annular space between the uninsulated conduit and the cored opening or a water-stop type wall sleeve.
2. Conduit and Cable Tray Penetrations:
 - a. At conduit and cable tray penetrations of non-rated interior partitions, floors and exterior walls above grade, use urethane caulk in annular space between conduit and sleeve, or the core drilled opening.

PART 3 – EXECUTION

3.01 DEMOLITION

- A. Perform all demolition as indicated on the drawings to accomplish new work. Where demolition work is to be performed adjacent to existing work that remains in an occupied area, construct temporary dust partition to minimize the amount of contamination of the occupied space. Where pipe is removed and not reconnected with new work, cap ends of existing services as if they were new work. Coordinate work with the Owner to minimize disruption to the existing building occupants.
- B. All devices, fixtures, equipment, wiring and associated conduit, insulation and similar items demolished, abandoned, or deactivated are to be removed from the site by the Contractor except as specifically noted otherwise. All designated equipment is to be turned over to the owner for their use at a place and time so designated. Maintain the condition of material and/or equipment that is indicated to be reused equal to that existing before work began.
- C. All contractors requiring the personnel/ material hoist and or temporary construction elevator (i.e. new elevators, temporarily protected) at times other than outlined in the temporary facilities specifications will make arrangements directly with the general contractor. The general contractor is responsible for all coordination and scheduling of the use of any hoisting equipment so the flow of the project is smoothly maintained and all workers have access to the work areas to perform their work and deliver material to the areas needed according to the project schedule.
- D. If any contractor's work requires the removal and replacement of any finished materials including but not limited to such materials as ceiling tiles, wall finishes, cabinets, doors, flooring, windows, etc. after those items are installed, each contractor will be responsible, at no additional cost to the owner, to replace any damaged, soiled or lost materials with new materials to match the existing materials and those materials damaged.

3.02 CUTTING AND PATCHING

- A. Each Contractor shall coordinate the placing of openings in the new structure as required for the installation of each Contractor's work.
- B. Each Contractor shall furnish to the General Contractor the accurate locations and sizes for required openings in the new work, but this shall not relieve each Contractor of the responsibility of checking to assure that properly sized openings are provided. When additional patching is required due to the Contractor's failure to inspect this work, then the Contractor shall make arrangements for the patching required to properly close the openings to include patch painting, and the Contractor shall pay any additional cost incurred in this respect.
- C. If cutting and patching of the new structure is made necessary due to the Contractor's failure to install piping, ducts, sleeves, or equipment on schedule, or due to the Contractor's failure to furnish on schedule the information required for the leaving of openings, then it shall be the Contractor's responsibility to make arrangements and obtain approval from the General Contractor and Architect/Engineer for this cutting and patching, and the Contractor shall pay any additional cost incurred in this respect. The Contractor shall also reimburse the Owner for any additional costs incurred to the Architect/Engineer for additional services caused by the Contractor in this respect.
- D. The Contractor shall provide cutting and patching and patch painting in the existing structure as required for the installation of his Work and shall furnish lintels and supports as required for openings. Cutting of structural support members will not be permitted without prior approval of the Architect/Engineer. Extent of cutting shall be minimized; use core drills, power saws, or other machines which will provide neat, minimum openings. Patching shall match adjacent materials and surfaces and shall be performed by craftsmen skilled in the respective craft required.

3.03 BUILDING ACCESS

- A. Arrange for the necessary openings in the building to allow for admittance of all apparatus. When the building access was not previously arranged and must be provided by this contractor, restore any opening to its original condition after the apparatus has been brought into the building.

3.04 EQUIPMENT ACCESS

- A. Install all piping, conduit, ductwork, and accessories to permit access to equipment for maintenance. Coordinate the exact location of wall and ceiling access panels and doors with the General Contractor, making sure that access is available for all equipment and specialties. Where access is required in plaster or drywall walls or ceilings, furnish the access doors to the General Contractor and reimburse the General Contractor for installation of those access doors.
- B. The approximate location of all equipment and devices is shown on the drawings. The Architect/Engineer reserves the right to change the location of all equipment or devices 6 feet in any direction at no additional cost provided such changes are requested before final installation.
- C. Install all equipment with ample space allowed for removal and repair. Provide ready accessibility to removable parts of equipment and to all wiring without moving equipment which is installed or which is already in place.
- D. In mechanical and electrical equipment spaces, expose ceiling outlets and conduit with due consideration to ventilating ducts and mechanical piping. Where numerous ducts occur, install conduits and outlets after the ventilating ducts. Puncturing of ductwork or hanging equipment such as light fixtures, ceiling hangers and conduits from ductwork is prohibited unless specifically noted otherwise.
- E. Electrical equipment shall be installed to maintain minimum clearances per Article 110 of NEC and ANSI C2 (National Electrical Safety Code).
- F. No piping carrying fluids shall be installed directly over electrical equipment.
- G. Equipment shall be installed in accordance with manufacturer's recommendation. Where conflicts occur between Contract Document and these recommendations, a ruling shall be requested of the Architect for decision before proceeding with such work.

3.05 COORDINATION

- A. The Contractor shall cooperate with other trades in locating work in a proper manner. Should it be necessary to raise or lower or move longitudinally any part of the electrical work to better fit the general installation, such work shall be done at no extra cost to the Owner, provided such decision is reached prior to actual installation. The Contractor shall check location of electrical outlets with respect to other installations before installing.
- B. The Contractor shall verify that all devices are compatible for the surfaces on which they will be used. This includes, but is not limited to light fixtures, panelboards, devices, etc. and recessed or semi-recessed heating units installed in/on architectural surfaces. Coordinate installation of required supporting devices and set sleeves in cast-in-place concrete, masonry walls and other structural components as they are constructed.
- C. Coordinate all work with other contractors prior to installation. Any installed work that is not coordinated and that interferes with other contractor's work shall be removed or relocated at the installing contractor's expense.
- D. Coordinate arrangements, mounting and support of electrical equipment:
 - 1. To allow maximum possible headroom unless specific mounting heights that reduce headroom are indicated.
 - 2. To provide for ease of disconnecting the equipment with minimum interference to other installations.
 - 3. To allow right of way for piping and conduit installed at required slope.
 - 4. So connecting raceways, cables, wireways, cable trays and busways will be clear of obstructions and of the working and access space of other equipment.
- E. Cooperate with the testing consultant in ensuring Section 26 05 04 compliance. Verify system completion to the testing consultant. Demonstrate the starting, interlocking and control features of each system so the testing contractor can perform its work.

3.06 SLEEVES AND OPENINGS

- A. General:
 - 1. Sleeves are not required for piping and ducts passing through interior non-rated drywall, plaster, or wood partitions and interior poured concrete walls that have been saw cut or core drilled.
 - 2. Pack annular space between sleeves and pipe or ducts with fiberglass insulation and seal.

3. Piping sleeves that pass through fire rated floors, walls, or ceilings shall be provided with a UL listed fire stop material meeting UL 1479 to seal the opening between the pipe and the pipe sleeve to maintain the fire rating.
4. Provide escutcheon plates on piping to cover sleeve and insulation in finished areas.
- B. Sleeves Through Floors/Ceilings:
 1. Sleeves shall be installed to extend 1 inch above finished floor with a watertight sealant between floor and sleeve in all mechanical rooms and wet rooms listed below.
 2. If a sleeve is not provided, provide 1-1/2 inch angle ring with urethane caulk between the angle and the floor and seal at the corners to form a watertight seal.
 3. Wet Locations:
 - a. Mechanical Rooms
 - b. Parking Ramps
 - c. Sanitary/Storm pumping stations

3.07 SEALING AND FIRESTOPPING

- A. The Contractor shall refer to building life safety drawings for all smoke and fire rates in addition to the mechanical drawings. Any discrepancies shall be brought to the attention of the Architect/Engineer before final addendum.
- B. Fire and/or Smoke Penetrations:
 1. Install approved product in accordance with the manufacturer's instructions where a pipe (i.e. cable tray, bus, cable bus, conduit, wireway, trough, etc.) penetrates a fire rated surface.
 2. Where firestop mortar is used to infill large fire-rated floor openings that could be required to support weight, provide permanent structural forming. Firestop mortar alone is not adequate to support any substantial weight.
- C. Non-Rated Surfaces:
 1. When the opening is through a non-fire rated wall, floor, ceiling or roof the opening must be sealed using an approved type of material.
 2. Install escutcheons or floor/ceiling plates where conduit, penetrates non-fire rated surfaces in occupied spaces. Occupied spaces for this paragraph include only those rooms with finished ceilings and the penetration occurs below the ceiling.
 3. In exterior wall openings below grade, assemble rubber links of mechanical seal to the proper size for the conduit and tighten in place, in accordance with the manufacturer's instructions. Install so that the bolts used to tighten the seal are accessible from the interior of the building or vault.
 4. At interior partitions, conduit penetrations are required to be sealed for all clean rooms, laboratories, and most hospital spaces, computer rooms, dormitory rooms, tele/data/com rooms and similar spaces where the room pressure or odor transmission must be controlled. Apply sealant to both sides of the penetration in such a manner that the annular space between the conduit sleeve and the conduit is completely filled.

3.08 HOUSEKEEPING AND CLEAN UP

- A. The Contractor shall clean up and remove from the premises, on a daily basis, all debris and rubbish resulting from its work and shall repair all damage to new and existing equipment resulting from its work. When job is complete, this Contractor shall remove all tools, excess material and equipment, etc., from the site.

END OF SECTION

SECTION 26 05 02
ELECTRICAL DEMOLITION FOR REMODELING

PART 4 – GENERAL

4.01 SCOPE OF WORK

- A. Base Bid: The work under this section includes selective and/or total demolition of all existing electrical equipment, devices, conduit, wiring, back boxes and supporting associated devices for the electrical systems as noted on the O.R. wings.

4.02 SECTION INCLUDES

- A. Materials and Equipment

4.03 RELATED WORK

- A. Drawings and general provisions of the Contract, including General and Supplementary Conditions, apply to this Section.

PART 5 - PRODUCTS

5.01 MATERIALS AND EQUIPMENT

- A. Materials and equipment for patching and extending work as specified in the individual Sections.

PART 6 - EXECUTION

6.01 EXAMINATION

- A. Verify field measurements and circuiting arrangements as shown on Drawings.
- B. Verify that abandoned wiring and equipment serve only abandoned facilities.
- C. Verify whether or not PCB ballasts exist in light fixtures which will be disposed of. If PCB light fixture ballasts exist, then follow requirements in PCB BALLAST HANDLING AND DISPOSAL below.
- D. Demolition Drawings are based on casual field observation and/or existing record documents. Report discrepancies to the Owner, Architect/Engineer and Owner's Field Representative before disturbing existing installation.
- E. Beginning of demolition means installer accepts existing conditions.

6.02 PREPARATION

- A. Disconnect electrical systems in walls, floors, and ceilings scheduled for removal.
- B. Coordinate utility service outages with the Owner, Owner's Field Representative, Architect, and Engineer. Also, if applicable, coordinate utility service outages with the local Utility Company.
- C. Provide temporary wiring and connections to maintain existing systems in service during construction. When work must be performed on energized equipment or circuits, use personnel experienced in such operations. In particular, all security and safety systems must be maintained in operation at all times as required by the Owner. This includes security and safety lighting.

6.03 DEMOLITION AND EXTENSION OF EXISTING ELECTRICAL WORK

- A. Demolish and extend existing electrical work to meet all requirements of these specifications.
- B. If certain raceways and boxes are abandoned but not scheduled for removal, those items must be shown on the "As Built Drawings".
- C. Remove, relocate, and extend existing installations to accommodate new construction.
- D. Remove abandoned wiring to source of supply.
- E. Remove exposed abandoned conduit.

- F. Cut conduit flush with walls and floors, and patch surfaces.
- G. Disconnect and remove abandoned panelboards and distribution equipment.
- H. Disconnect and remove abandoned luminaires. Remove brackets, stems, hangers, and other accessories.
- I. Repair adjacent existing construction and finishes damaged during demolition and extension work to match adjacent existing surfaces.
- J. Maintain access to existing electrical installations which remain active. Modify installation or provide access panel as appropriate.
- K. Extend existing installations using materials and methods compatible with existing electrical installations, or as specified. This includes the extension of the circuit from the last active device to the next device in the system to be activated.

6.04 **PCB BALLAST HANDLING AND DISPOSAL**

- A. Generally, all high power factor fluorescent light ballasts manufactured before 1978 and some HID ballasts contain PCB compounds in their capacitors. The Contractor shall inspect all ballasts in all light fixtures and take the actions described below.
- B. All ballasts labeled as "NON-PCBs" or "NO PCBs" shall become the responsibility of the Contractor. If the PCB content is not stated on the ballast label, the ballast shall be handled as a PCB ballast.
- C. All PCB ballasts shall be removed from the light fixtures and shall have the wires clipped off. However, before removal, all PCB ballasts shall be carefully inspected for leaks. If a ballast appears to be leaking (evidenced by potting compound leaking out or by an oily film on the ballast surface) the ballast must be handled per EPA and DNR PCB regulations. Basically, this means the ballast is to be carefully removed from the fixture and placed in an approved drum. See paragraph below for the drum specifications. The person removing the ballast from the fixture shall wear protective gloves, eye protection, and protective clothing as necessary.
- D. If the fixture has also been contaminated, it must be cleaned to less than 10 micrograms/100 square centimeters contamination before disposal. This cleaning must be done by an approved PCB contractor and is not considered a part of this contract. Contact Owner for contractor approval before commencing with the cleanup.
- E. The ballasts shall then be placed in US DOT approved type 17C or type 17H drums (barrels) furnished by Veolia Environmental Services. The quantity and size of the drums will be determined by the contractor at the time of construction, - 30 and 55 gallon drums are typically available.
- F. These barrels shall be placed in storage with the cover that came with the barrels, in a location within a building, as designated by the Building Manager or Owner's project representative. The barrels are not to be placed outside where they are exposed to weather.
- G. THESE BALLASTS ARE NOT TO BE REMOVED FROM THE WORK SITE BY THE CONTRACTOR. To do so, would be a violation of DNR and DOT hazardous waste regulations and may result in a fine to the Contractor.
- H. The Contractor shall label and mark the PCB storage drums with EPA approved PCB labels and the storage area with signs, marks and lines to meet the regulations of Wisconsin Code NR 157.
- I. The Contractor shall also provide approved PCB absorbent materials to be stored immediately adjacent to the drum storage area. Do not place loose absorbent material in the drums.
- J. The Contractor shall provide to the Owner's Project representative, in written form, a total count of these ballasts (or their total weight by barrel) and where they are stored.
- K. See Lamp and Ballast Handling and Disposal instructions below.

6.05 **LAMP AND BALLAST HANDLING AND DISPOSAL**

- A. All lamps (fluorescent, incandescent, and HID) contain mercury and/or lead (in the base) as well as other heavy metals and compounds which are regulated by the EPA and DNR during the disposal process. As a result, regulations have been issued covering the handling and disposal of all lamps. Therefore, lamps which have been removed from service for disposal shall be handled as follows by the Contractor.
- B. The Contractor shall very carefully remove all lamps (fluorescent, incandescent, and HID) from light fixtures before removal of the fixture from its mounted position. This is to reduce the likelihood that the lamp(s) will be broken. If the Contractor breaks more than 1% of the total lamps removed for the project, the Contractor will be charged the cost difference between disposal of broken lamps and disposal of unbroken lamps for all lamps broken in excess of 1% of the total lamps removed in the project.
- C. The contractor shall contact Veolia Environmental Services (1-800-358-9095 or 262-243-8917) to coordinate the storage and pickup of disposed lamps and ballasts. The contractor shall obtain containers from Veolia Environmental Services, for the storage of lamps and ballasts. Removed lamps and ballasts

shall be placed in containers by the contractor, marked with the number and type of lamp and ballast, and placed in storage at a location on the Owner's property. The contractor shall label the area as "Hazardous Material Storage – Mercury". The contractor shall make arrangements for pickup of the lamps and ballasts with Veolia Environmental Services, shall provide a count of all stored lamps and ballasts, and shall fill out any required forms.

- D. When making disposal arrangements with Veolia Environmental Services, the contractor shall notify them of the Owner's project name and number, and the Owner's project manager, for invoicing purposes. Invoicing from Veolia Environmental Services shall be sent to the Owner's project manager for direct charge payment from that project (lamp and ballast disposal costs to be paid by Owner).
- E. The contractor shall coordinate the lamp and ballast disposal with the Owner's field representative.

6.06 CLEANING AND REPAIR

- A. Clean and repair existing materials and equipment which remain or are to be reused.
- B. Panelboards: Clean exposed surfaces and check tightness of electrical connections. Replace damaged circuit breakers and provide closure plates for vacant positions. Provide typed circuit directory showing revised circuiting arrangement.
- C. Luminaires: Remove existing luminaires for cleaning. Use mild detergent to clean all exterior and interior surfaces; rinse with clean water and wipe dry. Replace lamps, ballasts (if required) and broken electrical parts.

6.07 INSTALLATION

- A. Install relocated materials and equipment under the provisions of other sections.

END OF SECTION

SECTION 26 05 04
CLEANING, INSPECTION, AND TESTING OF ELECTRICAL EQUIPMENT

PART 7 – GENERAL

7.01 SCOPE OF WORK

- A. Base Bid: The work under this section includes the required cleaning, repair, adjustment, calibration, maintenance and testing of electrical equipment, as specified herein. This applies only to new electrical and existing electrical equipment being furnished, modified, worked on or serviced by this contractor for this project. Additional testing may be required and specified in other Division 26 sections and shall also be provided.

7.02 SECTION INCLUDES

- A. General Inspection and Cleaning of All Electrical Equipment
- B. Cables
- C. Light Fixtures

7.03 RELATED WORK

- A. Drawings and general provisions of the Contract, including General and Supplementary Conditions, apply to this Section.

PART 8 – PRODUCTS

8.01 NOT USED.

PART 9 – EXECUTION

9.01 GENERAL INSPECTION AND CLEANING OF ALL ELECTRICAL EQUIPMENT

- A. Inspect for physical damage and abnormal mechanical and electrical conditions.
- B. Any item found to be out of tolerance, or in any other way defective as a result of the required testing, shall be reported to the A/E. Procedure for repair and/or replacement will be outlined. After appropriate corrective action is completed the item shall be re-tested.
- C. Compare equipment nameplate information with the latest single line diagram and report any discrepancies.
- D. Verify proper auxiliary device operation and indicators.
- E. Check tightness of accessible bolted electrical joints. Use torque wrench method.
- F. Make a close examination of equipment and remove any shipping brackets, insulation, packing, etc. that may not have been removed during original installation.
- G. Make a close examination of equipment and remove any dirt or other forms of debris that may have collected in existing equipment or in new equipment during installation.
- H. Clean All Equipment:
 - 1. Vacuum inside of panelboards, switchboards, switchgear, transformer core and coils, horizontal and vertical busducts, motor control centers (MCC)'s, fire alarm panels, comm/data, security panel, etc.
 - 2. Loosen attached particles and vacuum them away.
 - 3. Wipe all insulators with a clean, dry, lint free rag.
 - 4. Clean insulator grooves.
 - 5. Re-vacuum inside surfaces as directed by the Owner's Construction Representative or Inspector
- I. Inspect equipment anchorage.
- J. Inspect equipment and bus alignment.
- K. Check all overload elements for operation and control.
- L. Lubricate nonelectrical equipment per manufacturer's recommendations.

9.02 GROUNDING SYSTEMS

- A. Inspect the ground system for adequate termination at all devices.

9.03 **CABLES**

- A. Visual and Mechanical Inspections:
 - 1. Inspect exposed sections for physical damage.
 - 2. Verify cable is supplied and connected in accordance with single line diagram.
 - 3. Inspect for shield grounding, cable support and termination.
 - 4. Inspect for visual jacket and insulation condition.
 - 5. Visible cable bends shall be checked against ICEA or manufacturer's minimum allowable bending radii -- 12 times the diameter for tape shielded cables.
 - 6. Inspect for proper fireproofing in common cable areas.
 - 7. There shall be NO tests performed on existing cable without specific direction from the Consulting Engineer.

9.04 **PANELBOARDS**

- A. Torque all the connections per the manufacturers spec. Verify phase wires, color coding, separate neutral and mechanical bonding. Verify circuit breaker operation. Verify the directory.

9.05 **LIGHT FIXTURES**

- A. Check the bonding and proper lamping. Confirm operation of the fixture with the proper switch or sensor.

SECTION 26 05 19
LOW-VOLTAGE ELECTRICAL POWER CONDUCTORS AND CABLE

PART 10 – GENERAL

10.01 SCOPE OF WORK

- A. Base Bid: The work under this section includes furnishing and installing required wiring and cabling systems including pulling, terminating and splicing.

10.02 SECTION INCLUDES

- A. General
- B. Manufacturers
- C. Building Wire
- D. Wiring Connectors

10.03 RELATED WORK

- A. Drawings and general provisions of the Contract, including General and Supplementary Conditions, apply to this Section.
- B. Section 26 05 00 – Common Work Results for Electrical
- C. Section 26 05 26 – Grounding and Bonding for Electrical Systems
- D. Section 26 05 33 – Raceway and Boxes for Electrical Systems.
- E. Section 26 05 53 – Identification for Electrical Systems.

10.04 SUBMITTALS

- A. Submit product data: Provide for each cable assembly type.
- B. Submit factory test reports: Indicate procedures and values obtained.
- C. Submit shop drawings for modular wiring system including layout of distribution devices, branch circuit conduit and cables, circuiting arrangement, and outlet devices.
- D. Submit manufacturer's installation instructions. Indicate application conditions and limitations of use stipulated by product testing agency specified under Regulatory Requirements.

10.05 REFERENCE STANDARDS

- A. NFPA 70 - National Electrical Code
- B. IPCEA S-61-402/NEMA WC-5 Thermoplastic Insulated Wire and Cable
- C. IPCEA S-66-524/NEMA WC-7 Cross-linked Thermosetting Polyethylene-Insulated Wire and Cable
- D. UL 83
- E. ASTM

10.06 PROJECT CONDITIONS

- A. Verify that field measurements are as shown on Drawings.
- B. Conductor sizes are based on copper.
- C. Wire and cable routing shown on Drawings is approximate unless dimensioned. Route wire and cable as required to meet project conditions.
- D. Where wire and cable routing is not shown, and destination only is indicated, determine exact routing and lengths required.

PART 11 – PRODUCTS

11.01 GENERAL

- A. All wire shall be new, delivered to the site in unbroken cartons and shall be less than one year old out of manufacturer's stock.

All conductors shall be copper.

- B. All cable and wire shall have 600 volts insulation, have a conductivity of 98 percent, and shall be annealed coated copper per ASTM B33 or B189.

- C. Wire sizes No. 12 AWG and smaller shall be solid wire, and wire No. 10 AWG and larger shall be stranded, Class B, ASTM B8.
- D. Stranded conductors may only be terminated with UL OR ETL Listed type terminations or methods: e.g. stranded conductors may not be wrapped around a terminal screw but must be terminated with a crimp type device or must be terminated in an approved back wired method.
- E. Minimum wire sizes shall be as follows:
 - 1. Power wiring- #12 AWG
 - 2. Control Wiring- #18 AWG
- F. All conductors shall be continuous without splices except at locations approved for the purpose.

11.02 **MANUFACTURERS**

- A. Available Manufacturers: Subject to compliance with requirements, manufacturers offering products that may be incorporated into the work include, but are not limited to, the following:
 - 1. Alcan Products Corporation; Alcan Cable Division
 - 2. American Insulated Wire Corp.; a Leviton Company
 - 3. General Cable Corporation
 - 4. Senator Wire & Cable Company
 - 5. Southwire Company
 - 6. Houston Wire & Cable
 - 7. AFC Cable Systems, Inc.
 - 8. Hubbell Power Systems, Inc.
 - 9. O-Z/Gedney; EGS Electrical Group, LLC
 - 10. 3M; Electrical Products Division
 - 11. Tyco Electronics Corp.
 - 12. Insert Manufacturer's Name

11.03 **BUILDING WIRE**

- A. Description: Single conductor insulated wire.
- B. Insulation: Type THHN/THWN, XHHW-2 insulation for feeders and branch circuits.
 - 1. Type XHHW-2 insulation for feeders with aluminum conductors.
 - a. Insulation shall not contain halogenated flame retardants, including but not limited to polybrominated diphenyl ethers.
 - b. Insulating jacket shall be 100% lead free.

11.04 **WIRING CONNECTORS**

- A. Split Bolt Connectors: Not acceptable.
- B. Solderless Pressure Connectors: High copper alloy terminal. May be used only for cable termination to equipment pads or terminals. Not approved for splicing.
- C. Spring Wire Connectors: Solderless spring type pressure connector with insulating covers for copper wire splices and taps. Use for conductor sizes 10 AWG and smaller.
- D. All wire connectors used in underground or exterior pull boxes shall be gel filled twist connectors or a connector designed for damp and wet locations.
- E. Mechanical Connectors: Bolted type tin-plated; high conductivity copper alloy; spacer between conductors; beveled cable entrances.
- F. Compression (crimp) Connectors: Long barrel; seamless, tin-plated electrolytic copper tubing; internally beveled barrel ends. Connector shall be clearly marked with the wire size and type and proper number and location of crimps.

PART 12 – EXECUTION

12.01 **GENERAL WIRING METHODS**

- A. All wire and cable shall be installed in conduit.
- B. Do not use wire smaller than 12 AWG for power and lighting circuits.
- C. All conductors shall be sized to prevent excessive voltage drop at rated circuit ampacity. As a minimum use 10 AWG conductor for 20 ampere, 120 volt branch circuit home runs longer than 100 feet (30 m), and for 20 ampere, 277 volt branch circuit home runs longer than 200 feet (61 m).
- D. Make conductor lengths for parallel conductors equal.

- E. Splice only in junction or outlet boxes.
- F. No conductor less than 10 AWG shall be installed in exterior underground conduit.
- G. Identify ALL low voltage, 600v and lower, wire per section 26 05 53.
- H. Neatly train and lace wiring inside boxes, equipment, and panelboards.

12.02 **WIRING INSTALLATION IN RACEWAYS**

- A. Pull all conductors into a raceway at the same time. Use Listed wire pulling lubricant for pulling 4 AWG and larger wires and for other conditions when necessary.
- B. Install wire in raceway after interior of building has been physically protected from the weather and all mechanical work likely to injure conductors has been completed.
- C. Completely and thoroughly swab raceway system before installing conductors.
- D. Place all conductors of a given circuit (this includes phase wires, neutral (if any), and ground conductor) in the same raceway. If parallel phase and/or neutral wires are used, then place an equal number of phase and neutral conductors in same raceway or cable.

12.03 **WIRING CONNECTIONS AND TERMINATIONS**

- A. Splice only in accessible junction boxes.
- B. Wire splices and taps shall be made firm, and adequate to carry the full current rating of the respective wire without soldering and without perceptible temperature rise.
- C. All splices shall be so made that they have an electrical resistance not in excess of two feet (600 mm) of the conductor.
- D. Use solderless spring type pressure connectors with insulating covers for wire splices and taps, 10 AWG and smaller.
- E. Use mechanical or compression connectors for wire splices and taps, 8 AWG and larger. Tape uninsulated conductors and connectors with electrical tape to 150 percent of the insulation value of conductor.
- F. Thoroughly clean wires before installing lugs and connectors.
- G. At all splices and terminations, leave tails long enough to cut splice out and completely re-splice.

12.04 **FIELD QUALITY CONTROL**

- A. Field inspection and testing will be performed under provisions of Section 26 05 04.
- B. Additional testing as follows shall be performed if aluminum conductors are used:
- C. Equipment terminated with aluminum conductors shall be tested with a thermal imager and recorded.
- D. Conductors shall be closely checked for loose or poor connections, and for signs of overheating or corrosion.
- E. Test procedures shall meet NETA guidelines.
- F. Test results and report shall be provided to the engineer.
- G. Contractor shall correct all deficiencies reported in the test report.

12.05 **WIRE COLOR**

- A. General:
 - 1. For wire sizes 10 AWG and smaller - Wire shall be colored as indicated below.
 - 2. For wire sizes 8 AWG and larger - Use colored wire, or identify wire with colored tape at all terminals, splices and boxes. Colors to be as indicated below.
 - 3. In existing facilities, use existing color scheme.
 - 4. All switch legs shall be the same color as their associated circuit. Traveler conductors run between 3 and 4 way switches shall be colored pink or purple.
- B. Neutral Conductors: White for 120/208V Where there are two or more neutrals in one conduit, each shall be individually identified with a different stripe color matching that of the associated phase conductor..
- C. Branch Circuit Conductors: Three or four wire home runs shall have each phase uniquely color coded.
- D. Feeder Circuit Conductors: Each phase shall be uniquely color coded.
- E. Ground Conductors: Green for 6 AWG and smaller. For 4 AWG and larger, identify with green colored wire, or with green tape at both ends and at all access points, such as panelboards, motor starters, disconnects and junction boxes.

12.06 **BRANCH CIRCUITS**

- A. The use of single-phase, multi-wire branch circuits with a common neutral are not permitted. All branch circuits shall be furnished and installed with an individual accompanying neutral, sized the same as the phase conductors.

12.07 **EMERGENCY CIRCUITS**

- A. All emergency system wiring (NEC 700) shall be installed in separate raceways after their associated distribution equipment. The wiring shall be separate from each other and from all normal system wiring.

12.08 **CONSTRUCTION VERIFICATION CHECKLISTS**

- A. Contractor is responsible for utilizing the construction verification checklists supplied under these specifications in accordance with the procedures defined for construction verification checklists.

END OF SECTION

SECTION 26 05 23
CONTROL-VOLTAGE ELECTRICAL POWER CABLES

PART 13 – GENERAL

13.01 SCOPE OF WORK

- A. Base Bid: The work under this section includes furnishing and installing required remote control and signal cabling.

13.02 SECTION INCLUDES

- A. General
- B. Manufacturers
- C. Remote Control and Signal Cable
- D. Wiring Connectors

13.03 RELATED WORK

- A. Drawings and general provisions of the Contract, including General and Supplementary Conditions, apply to this Section
- B. Section 26 05 00 – Common Work Results for Electrical
- C. Section 26 05 33 – Raceway and Boxes for Electrical Systems
- D. Section 26 05 53 – Identification for Electrical Systems

13.04 SUBMITTALS

- A. Submit product data: Provide for each cable assembly type.
- B. Submit manufacturer's installation instructions. Indicate application conditions and limitations of use stipulated by product testing agency specified under Regulatory Requirements.

13.05 REFERENCE STANDARDS

- A. NFPA 70 - National Electrical Code

13.06 FUNCTIONAL PERFORMANCE TEST

- A. Refer to Section 26 05 00 – Common Work for Electrical – Functional Performance Test.
- B. A continuity check shall be performed on control and instrumentation wiring.

13.07 PROJECT CONDITIONS

- A. Verify that field measurements are as shown on Drawings.
- B. Conductor sizes are based on copper.
- C. Wire and cable routing shown on Drawings is approximate unless dimensioned. Route wire and cable as required to meet Project Conditions.
- D. Where wire and cable routing is not shown, and destination only is indicated, determine exact routing and lengths required.

PART 14 – PRODUCTS

14.01 GENERAL

- A. All wire shall be new, delivered to the site in unbroken cartons and shall be less than one year old out of manufacturer's stock.
- B. All conductors shall be copper.
- C. Insulation shall have a 600 volt rating.
- D. All conductors must be suitable for the application intended. Conductors #12 and smaller may be solid or stranded with the following requirements or exceptions:
- E. All conductors terminated with crimp type devices must be stranded.
- F. Stranded conductors may only be terminated with UL OR ETL Listed type terminations or methods: e.g. stranded conductors may not be wrapped around a terminal screw but must be terminated with a crimp type device or must be terminated in an approved back wired method.

14.02 MANUFACTURERS

- A. Available Manufacturers: Subject to compliance with requirements, manufacturers offering products that may be incorporated into the work include, but are not limited to, the following:
 - 1. Alcan Products Corporation; Alcan Cable Division
 - 2. American Insulated Wire Corp.; a Leviton Company
 - 3. General Cable Corporation
 - 4. Senator Wire & Cable Company
 - 5. Southwire Company
 - 6. Houston Wire & Cable
 - 7. Insert Manufacturer's Name

14.03 REMOTE CONTROL AND SIGNAL CABLE

- A. All other systems cabling shall meet the requirements of NEC Article 725 and the following:
- B. Control Cable for Class 1 Remote Control and Signal Circuits: 600 volt insulation, individual conductors twisted together, and covered with an overall PVC jacket. Cable shall be Listed, temperature rated, and plenum or non-plenum rated for the application as required in the National Electrical Code.
- C. Control Cable for Class 2 or Class 3 Remote Control and Signal Circuits shall be constructed, Listed, temperature rated, and plenum or non-plenum rated for the application as required in the NEC Article 725.

14.04 WIRING CONNECTORS

- A. Split Bolt Connectors: Not acceptable.
- B. Spring Wire Connectors: Solderless spring type pressure connector with insulating covers for copper wire splices and taps. Use for conductor sizes 10 AWG and smaller.
- C. All wire connectors used in underground or exterior pull boxes shall be gel filled twist connectors or a connector designed for damp and wet locations.

PART 15 – EXECUTION

15.01 GENERAL WIRING METHODS

- A. Low voltage control and signal cables shall be installed in conduit.
- B. Control cables for controlling lighting equipment connected to emergency power shall be routed in raceway.
- C. Do not use wire smaller than 14 AWG for control wiring greater than 60 volts, or 18 AWG for voltages less than 60 volts, all sizes subject to NEC 725 requirements.
- D. Splice only in junction boxes.
- E. Identify wire per section 26 05 53.
- F. Neatly train and lace wiring inside boxes, and equipment.

15.02 WIRING INSTALLATION IN RACEWAYS

- A. Pull all conductors into a raceway at the same time. Use Listed wire pulling lubricant for pulling conditions when necessary.
- B. Install wire in raceway after interior of building has been physically protected from the weather and all mechanical work likely to injure conductors has been completed.
- C. Completely and thoroughly swab raceway system before installing conductors.

15.03 WIRING CONNECTIONS AND TERMINATIONS

- A. Splice only in accessible junction boxes.
- B. All splices shall be so made that they have an electrical resistance not in excess of two feet (600 mm) of the conductor.
- C. Use solderless spring type pressure connectors with insulating covers for wire splices and taps, 10 AWG and smaller.
- D. Thoroughly clean wires before installing lugs and connectors.
- E. At all splices and terminations, leave tails long enough to cut splice out and completely re-splice.

15.04 FIELD QUALITY CONTROL

- A. Field inspection and testing will be performed under provisions of Section 26 05 04.

END OF SECTION

SECTION 26 05 26
GROUNDING AND BONDING FOR ELECTRICAL SYSTEMS

PART 16 – GENERAL

16.01 SCOPE OF WORK

- A. Base Bid: The work under this section includes grounding electrodes, connectors, equipment grounding conductors, bus and bonding.

16.02 SECTION INCLUDES

- A. Manufacturers
- B. Wire

16.03 RELATED WORK

- A. Drawings and general provisions of the Contract, including General and Supplementary Conditions, apply to this Section.
- B. Section 26 05 00 – Common Work Results for Electrical

16.04 REFERENCE STANDARDS

- A. NFPA 70 - National Electrical Code.
- B. ANSI/IEEE 142 (Latest edition) - Recommended Practice for Grounding of Industrial and Commercial Power Systems.

16.05 PROJECT RECORD DOCUMENTS

- A. Accurately record actual locations of grounding electrodes.

16.06 REGULATORY REQUIREMENTS

- A. Conform to requirements of NFPA 70.
- B. Furnish products listed and classified by Underwriters Laboratories, Inc. or testing firm acceptable to authority having jurisdiction as suitable for purpose specified and shown.
- C. Comply with UL 467 for grounding and bonding materials and equipment.

PART 17 - PRODUCTS

17.01 WIRE

- A. Material: Stranded copper (aluminum not permitted).
- B. Grounding Electrode Conductor: Size as shown on drawings, specifications or as required by NFPA 70, whichever is larger.
- C. Feeder and Branch Circuit Equipment Ground: Size as shown on drawings, specifications or as required by NFPA 70, whichever is larger.

PART 18 - EXECUTION

18.01 EXAMINATION

- A. Verify that final backfill and compaction has been completed before driving rod electrodes.

18.02 GENERAL

- A. Install Products in accordance with manufacturer's instructions.
- B. Ground connection surfaces shall be cleaned and all connections shall be made so that it is impossible to move them.
- C. All grounding electrode conductors shall be installed in PVC conduit, in exposed locations.

18.03 LESS THAN 600 VOLT SYSTEM GROUNDING

- A. Equipment Grounding Conductor: Provide separate, insulated equipment grounding conductor within each raceway. Terminate each end on suitable lug, bus, enclosure or bushing. Provide a ground wire from each device to the respective enclosure.

18.04 FIELD QUALITY CONTROL

- A. Inspect grounding and bonding system conductors and connections for tightness and proper installation.

18.05 CONSTRUCTION VERIFICATION CHECKLISTS

- A. Contractor is responsible for utilizing the construction verification checklists supplied under these specifications in accordance with the procedures defined for construction verification checklists.

END OF SECTION

SECTION 26 05 29
HANGERS AND SUPPORTS FOR ELECTRICAL SYSTEMS

PART 19 - GENERAL

19.01 SCOPE OF WORK

- A. Base Bid: The work under this section includes conduit and equipment supports, straps, clamps, steel channel, etc., and all required fastening hardware for supporting electrical work.

19.02 SECTION INCLUDES

- A. Support, Anchorage And Attachment Components
- B. Manufacturers

19.03 RELATED WORK

- A. Drawings and general provisions of the Contract, including General and Supplementary Conditions, apply to this Section
- B. Section 26 05 00 – Common Work Results for Electrical
- C. Section 26 05 19 – Low-Voltage Electrical Power Conductors and Cables
- D. Section 26 05 23 – Control Voltage Electrical Power Cables
- E. Section 26 05 26 – Grounding and Bonding for Electrical Systems
- F. Section 26 05 33 – Raceway and Boxes for Electrical Systems
- G. Section 26 51 13 -Interior Lighting Fixtures, Lamps and Ballasts

19.04 SUBMITTALS

- A. Product Data: Provide data for support channel and equipment supports.

19.05 QUALITY ASSURANCE

- A. Support systems shall be adequate for weight of equipment and conduit, including wiring, which they carry.
- B. Welding: Qualify procedures and personnel according to AWS D1.1/D1.1M, "Structural Welding Code – Steel".

19.06 PERFORMANCE REQUIREMENTS

- A. Delegated Design: Design supports for multiple raceways, including comprehensive engineering analysis by a qualified professional engineer, using performance requirements and design criteria indicated.
- B. Design supports for multiple raceways capable of supporting combined weight of supported systems and its contents.
- C. Design equipment supports capable of supporting combined operating weight of supported equipment and connected systems and components.

19.07 COORDINATION

- A. Coordinate size and location of concrete bases. Cast anchor-bolt inserts into bases. Concrete, reinforcement and formwork requirements are specified in Division 03.
- B. Coordinate installation of roof curbs, equipment supports and roof penetrations as specified in Division 07 Section "Roof Accessories".

PART 20 - PRODUCTS

20.01 SUPPORT, ANCHORAGE AND ATTACHMENT COMPONENTS

- A. Support Channel: Steel, Galvanized, Enameled or other corrosion resistant.
- B. Hardware: Corrosion resistant.
- C. Minimum sized threaded rod for supports shall be 3/8" for trapezes and single conduits 1-1/4" and larger, and 1/4" for single conduits 1" and smaller.
- D. Conduit clamps, straps, supports, etc., shall be steel or malleable iron. One-hole straps shall be heavy duty type. All straps shall have steel or malleable backing plates when rigid steel conduit is installed on the interior or exterior surface of any exterior building wall.

- E. Support for Conductors in Vertical Conduit: Factory-fabricated assembly consisting of threaded body and insulating wedging plug or plugs for non-armored electrical conductors or cables in riser conduits. Plugs shall have number, size and shape of conductor gripping pieces as required to suit individual conductors or cables supported. Body shall be malleable iron.
- F. Mechanical-Expansion Anchors: Insert-wedge-type, (zinc-coated) (stainless) steel, for use in hardened Portland cement concrete with tension, shear and pullout capacities appropriate for supported loads and building materials in which used.

20.02 MANUFACTURERS

- A. Available Manufacturers: Subject to compliance with requirements, manufacturers offering products that may be incorporated into the work include, but are not limited to, the following:
 1. Allied Tube & Conduit
 2. Cooper B-Line, Inc.; a Division of Cooper Industries
 3. ERICO International Corporation
 4. GS Metals Corp.
 5. Thomas & Betts Corporation
 6. Unistrut; Tyco International, Ltd.
 7. Wesanco, Inc.
 8. Fabco Plastics Wholesale Limited
 9. Seasafe, Inc.
 10. Empire Tool & Manufacturing Co.
 11. Hilti, Inc.
 12. ITW Ramset/Red Head; a Division of Illinois Tool Works, Inc.
 13. MKT Fastening, LLC
 14. Simpson Strong-Tie Co., Inc.; Masterset Fastening Systems Unit
 15. Insert Manufacturer's Name

PART 21 - EXECUTION

21.01 INSTALLATION

- A. Fasten hanger rods, conduit clamps, outlet, junction and pull boxes to building structure using pre-cast insert system, preset inserts, beam clamps, expansion anchors, or spring steel clips (interior metal stud walls only).
- B. Use toggle bolts or hollow wall fasteners in hollow masonry, plaster, or gypsum board partitions and walls; expansion anchors or preset inserts in solid masonry walls; self-drilling anchors or expansion anchors on concrete surfaces; sheet metal screws in sheet metal studs and wood screws in wood construction. If nail-in anchors are used, they must be removable type anchors.
- C. Power-actuated fasteners and plastic wall anchors are not permitted.
- D. File and de-bur cut ends of support channel and spray paint with cold galvanized paint to prevent rusting.
- E. Do not fasten supports to piping, ductwork, mechanical equipment, cable tray or conduit. Do not fasten to suspended ceiling grid system.
- F. Do not drill structural steel members unless approved by Engineer.
- G. Fabricate supports from galvanized structural steel or steel channel, rigidly welded or bolted to present a neat appearance. Use hexagon head bolts with spring lock washers under all nuts.
- H. In wet locations, mechanical rooms and electrical rooms install free-standing electrical equipment on 3.5 inch (89 mm) concrete pads.
- I. Install surface-mounted cabinets and panelboards with minimum of four anchors. Provide steel channel supports to stand cabinet one inch (25 mm) off wall (7/8" Uni-strut or 3/4" painted, fire-retardant plywood is acceptable).
- J. Bridge studs top and bottom with channels to support flush-mounted cabinets and panelboards in stud walls.
- K. Furnish and install all supports as required to fasten all electrical components required for the project, including free standing supports required for those items remotely mounted from the building structure, catwalks, walkways etc.

21.02 INSTALLATION OF FABRICATED METAL SUPPORTS

- A. Comply with installation requirements in Division 05 Section "Metal Fabrications" for site-fabricated metal supports.
- B. Cut, fit and place miscellaneous metal supports accurately in location, alignment and elevation to support and anchor electrical materials and equipment.
- C. Field Welding: Comply with AWS D1.1/D1.1M.

21.03 PAINTING

- A. Touchup: Clean field welds and abraded areas of shop paint. Paint exposed areas immediately after erecting hangers and supports. Use same materials as used for shop painting. Comply with SSPC-PA 1 requirements for touching up field painted surfaces.
 - 1. Apply paint by brush or spray to provide minimum dry film thickness of 2.0 mils (0.05 mm).
- B. Touchup: Comply with requirements in Division 09 (painting sections) (Section "High Performance Coating") for cleaning and touchup painting of field welds, bolted connections and abraded areas of shop paint on miscellaneous metal.
- C. Galvanized Surfaces: Clean welds, bolted connections and abraded areas and apply galvanizing repair paint to comply with ASTM A 780.

END OF SECTION

SECTION 26 05 33
RACEWAY AND BOXES FOR ELECTRICAL SYSTEMS

PART 22 – GENERAL

22.01 SCOPE OF WORK

- A. Base Bid:
 - 1. The work under this section includes conduits, fittings, boxes, surface raceways, multi-outlet assemblies, auxiliary gutters, and wall duct for electrical systems including wall and ceiling outlet boxes, floor boxes, and junction boxes.

22.02 SECTION INCLUDES

- A. General
- B. Manufacturers
- C. Rigid Metal Conduit and Fittings
- D. PVC Coated Rigid Metal Conduit
- E. Intermediate Metal Conduit (IMC) and Fittings
- F. Electrical Metallic Tubing (EMT) and Fittings
- G. Liquidtight Flexible Metal Conduit and Fittings
- H. Rigid Nonmetallic Conduit and Fittings
- I. Conduit Supports
- J. Auxiliary Gutters (Wireways)
- K. Pull and Junction Boxes
- L. Hinged Cover Enclosures

22.03 RELATED WORK

- A. Drawings and general provisions of the Contract, including General and Supplementary Conditions, apply to this Section
- B. Section 26 05 00 – Common Work Results for Electrical
- C. Section 26 05 26 – Grounding and Bonding for Electrical Systems
- D. Section 26 05 29 – Hangers and Supports for Electrical Systems

22.04 SUBMITTALS

- A. Boxes - provide product data showing configurations, finishes, dimensions, and manufacturer's instructions.
- B. Product data for conduit, wireways, fittings, hinged-cover enclosures or cabinets.

22.05 QUALITY ASSURANCE

- A. Electrical Components, Devices and Accessories: Listed and labeled as defined in NFPA 70, Article 100, by a testing agency acceptable to authorities having jurisdiction and marked for intended use.

PART 23 – PRODUCTS

23.01 GENERAL

- A. All steel fittings and conduit bodies shall be galvanized.
- B. No cast metal, or split-gland type fittings permitted.
- C. Mogul-type condulets larger than 2 inch (50 mm) not permitted except as approved or detailed.
- D. All condulet covers must be fastened to the condulet body with screws and be of the same manufacture.
- E. Wireways, gutters and c-condulets shall not be used in lieu of pull boxes and condulets.
- F. All boxes shall be of sufficient size to provide free space for all conductors enclosed in the box and shall comply with NEC requirements.

23.02 MANUFACTURERS

- A. Available Manufacturers: Subject to compliance with requirements, manufacturers offering products that may be incorporated into the work include, but are not limited to, the following:
- B. Manufacturers: Subject to compliance with requirements, provide products by one of the following:
 - 1. AFC Cable Systems, Inc.

2. Alflec Inc.
3. Allied Tube & Conduit; a Tyco International Ltd. Co
4. Anamet Electrical, Inc.; Anaconda Metal Hose
5. Armorcast Products Company
6. Arnco Corporation
7. CANTEX inc
8. Carson Industries LLC
9. CDR Systems Corporation
10. CertainTeed Corp.; Pipe & Plastics Group
11. Christy Concrete Products
12. Condux International, Inc
13. Cooper Crouse-Hinds; Div. of Cooper Industries, Inc.
14. EGS/Appleton Electric
15. ElecSYS, Inc
16. Electri-Flex Co.
17. Erickson Electrical Equipment Company
18. Hoffman
19. Hubbell Incorporated; Killark Electric Manufacturing Co. Division
20. Hubbell Incorporated; Quazite
21. Lamson & Sessions; Carlon Electrical Products
22. Manhattan/CDT/Cole-Flex
23. Maverick Tube Corporation
24. NewBasis
25. Nordic Fiberglass, Inc.
26. O-Z Gedney; a unit of General Signal
27. RACO; a Hubbell Company
28. Robroy Industries, Inc.; Enclosure Division
29. Scott Fetzer Co.; Adalet Division
30. Spring City Electrical Manufacturing Company
31. Synertech Moulded Products, Inc.; a division of Oldcastle Precast
32. Thomas & Betts Corporation
33. Walker Systems, Inc.; Wiremold Company (The)
34. Wheatland Tube Company
35. Woodhead, Daniel Company; Woodhead Industries, Inc. Subsidiary
36. <insert manufacturer's name>

23.03 RIGID METAL CONDUIT AND FITTINGS

- A. Conduit: Heavy wall, galvanized steel, schedule 40, threaded. ANSI C80.1
- B. Fittings and Conduit Bodies: Use all steel threaded fittings and conduit bodies.

23.04 PVC COATED RIGID METAL CONDUIT

- A. PVC Externally Coated Conduit: Rigid heavy wall, schedule 40, steel conduit with external 40 mil (0.1 mm) PVC coating. Conduit must be hot dipped galvanized inside and out including threads. The PVC coating bond to the galvanized steel conduit shall be stronger than the tensile strength of the coating itself.
- B. Fittings and Conduit Bodies: Threaded type, material to match conduit. PVC coated fittings and couplings shall have specially formed sleeves to tightly seal to conduit PVC coating. The sleeves shall extend beyond the fitting or coupling a distance equal to the pipe outside steel diameter or two inches (50 mm) whichever is greater.

23.05 INTERMEDIATE METAL CONDUIT (IMC) AND FITTINGS

- A. Conduit: Galvanized steel, threaded. ANSI C80.6
- B. Fittings and Conduit Bodies: Use all steel threaded fittings and conduit bodies.

23.06 ELECTRICAL METALLIC TUBING (EMT) AND FITTINGS

- A. Conduit: Steel, galvanized tubing. ANSI C80.3
- B. Fittings: All steel, set screw, concrete tight. No push-on or indenter types permitted.
- C. Conduit Bodies: All steel threaded conduit bodies.

23.07 LIQUIDTIGHT FLEXIBLE METAL CONDUIT AND FITTINGS

- A. Conduit: flexible, steel, galvanized, spiral strip with an outer Liquidtight, nonmetallic, sunlight-resistant jacket.
- B. Fittings and Conduit Bodies: ANSI/NEMA FB 1, compression type. There shall be a metallic cover/insert on the end of the conduit inside the connector housing to seal the cut conduit end.

23.08 RIGID NONMETALLIC CONDUIT AND FITTINGS

- A. Conduit: Schedule 40 PVC minimum, Listed, sunlight resistant, rated for 900 C conductors. NEMA TC2
- B. Fittings and Conduit Bodies: NEMA TC 2, Listed.

23.09 CONDUIT SUPPORTS

- A. See section 26 05 29.

23.10 AUXILIARY GUTTERS (WIREWAYS)

- A. Description: General purpose type wireway without knockouts.
- B. Size: As indicated on Drawings; length as indicated on Drawings.
- C. Cover: Hinged cover
- D. Finish: Rust inhibiting primer coat with gray enamel finish.

23.11 PULL AND JUNCTION BOXES

- A. Pull boxes and junction boxes shall be minimum 4 inch square (100 mm) by 2 1/8th inches (54 mm) deep for use with 1 inch (25 mm) conduit and smaller. On conduit systems using 1 1/4 inch (31.75 mm) conduit or larger, pull and junction boxes shall be sized per NEC but not less than 4 11/16 inch square (117 mm).
- B. Sheet Metal Boxes: code gauge galvanized steel, screw covers, flanged and spot welded joints and corners.
- C. Sheet Metal Boxes Larger Than 12 Inches (300 mm) in any dimension shall have a hinged cover or a chain installed between box and cover.
- D. Cast Metal Boxes for Outdoor and Wet Location Installations: Type 4 and Type 6, flat-flanged, surface-mounted junction box, UL listed as rain tight. Galvanized cast iron or aluminum box and cover with ground flange, neoprene gasket, and stainless steel cover screws.
- E. Box extensions and adjacent boxes within 48" of each other are not allowed for the purpose of creating more wire capacity.
- F. Junction boxes 6" x 6" or larger size shall be without stamped knock-outs.
- G. Wireways shall not be used in lieu of junction boxes.

23.12 HINGED COVER ENCLOSURES

- A. NEMA 250, Type 1, with continuous hinge cover with flush latch, unless otherwise indicated.
 - 1. Metal Enclosures: Steel, finished inside and out with manufacturer's standard enamel.
 - 2. Nonmetallic Enclosures: Plastic, finished inside with radio frequency resistant paint.

23.13 CABINETS

- A. NEMA 250, Type 1, galvanized steel box with removable interior panel and removable front, finished inside and out with manufacturer's standard enamel.
- B. Hinged door in front cover with flush latch and concealed hinges.
- C. Key latch to match panelboards.
- D. Metal barriers to separate wiring of different systems and voltage.
- E. Accessory feet where required for freestanding equipment.

PART 24 – EXECUTION

24.01 CONDUIT SIZING, ARRANGEMENT AND SUPPORT

- A. See CONDUIT INSTALLATION SCHEDULE below for other limitations for types of conduit.
- B. Size power conductor raceways for conductor type installed. Conduit size shall be 1/2 inch (13 mm) minimum except all homerun conduits shall be 3/4", or as specified elsewhere. Caution: Per the NEC, the allowable conductor ampacity is reduced when more than three current-carrying conductors are installed in a raceway. Contractor must take the NEC ampacity adjustment factors into account when sizing the raceway and wiring system.

- C. Size conduit for all other wiring, including but not limited to data, control, security, fire alarm, telecommunications, signal, video, etc. shall be sized per number of conductors pulled and their cross-section. 40% fill shall be maximum for all new conduit fills.
- D. Arrange conduit to maintain headroom and present a neat appearance.
- E. Route exposed conduit and conduit above accessible ceilings parallel and perpendicular to walls and adjacent piping.
- F. Maintain minimum 6 inch (150 mm) clearance between conduit and piping. Maintain 12 inch (300 mm) clearance between conduit and heat sources such as flues, steam pipes, and heating appliances.
- G. Arrange conduit supports to prevent distortion of alignment by wire pulling operations. Fasten conduit using galvanized pipe straps, conduit racks (lay-in adjustable hangers), clevis hangers, or bolted split stamped galvanized hangers.
- H. Group conduit in parallel runs where practical and use conduit rack (lay-in adjustable hangers) constructed of steel channel with conduit straps or clamps. Provide space for 25 percent additional conduit.
- I. Do not fasten conduit with wire or perforated pipe straps. Before conductors are pulled, remove all wire used for temporary conduit support during construction.
- J. Support and fasten metal conduit at a maximum of 8 feet (2.4 m) on center.
- K. Supports shall be independent of the installations of other trades, e.g. ceiling support wires, HVAC pipes, other conduits, etc., unless so approved or detailed.
- L. In general, all conduit shall be concealed except where noted on the drawings or approved by the Architect/Engineer. Contractor shall verify with Architect/Engineer all surface conduit installations except in mechanical rooms.
- M. Changes in direction shall be made with symmetrical bends, cast steel boxes, stamped metal boxes or cast steel conduit bodies.
- N. For all conduits, no continuous conduit run shall exceed 100 feet (30 meters) without a junction box.
- O. All conduits installed in exposed areas shall be installed with a box offset before entering box.

24.02 CONDUIT INSTALLATION

- A. Cut conduit square; de-burr cut ends.
- B. Conduit shall not be fastened to the corrugated metal roof deck.
- C. Bring conduit to the shoulder of fittings and couplings and fasten securely.
- D. Use conduit hubs for fastening conduit to cast boxes. Use sealing locknuts or conduit hubs for fastening conduit to sheet metal boxes in damp or wet locations.
- E. All conduit terminations (except for terminations into conduit bodies) shall use conduit hubs, or connectors with one locknut, or shall use double locknuts (one each side of box wall) and insulated bushing. Provide bushings for the ends of all conduit not terminated in box walls. Refer to Section 26 05 26 – Grounding and Bonding for Electrical Systems for grounding bushing requirements.
- F. Install no more than the equivalent of three 90 degree bends between boxes.
- G. Use hydraulic one-shot conduit bender or factory elbows for bends in conduit larger than 2 inch (50 mm) size unless sweep elbows are required.
- H. Conduit shall be bent according to manufacturer's recommendations. Torches or open flame shall not be used to aid in bending of PVC conduit.
- I. Use suitable conduit caps or other approved seals to protect installed conduit against entrance of dirt and moisture.
- J. Provide 1/8 inch (3 mm) nylon pull string in empty conduit, except sleeves and nipples.
- K. Install expansion-deflection joints where conduit crosses building expansion joints. Note: expansion-deflection joints are not required where conduit crosses building control joints if the control joint does not act as an expansion joint. Install expansion fitting in PVC conduit runs as recommended by the manufacturer.
- L. Avoid moisture traps where possible. Where moisture traps are unavoidable, provide junction boxes with drain fittings at conduit low points.
- M. Where conduit passes between areas of differing temperatures such as into or out of cool rooms, freezers, unheated and heated spaces, buildings, etc., provide Listed conduit seals to prevent the passage of moisture and water vapor through the conduit.
- N. Ground and bond conduit under provisions of Section 26 05 26.
- O. PVC conduit shall transition to galvanized rigid metal conduit before it enters a concrete pole base, foundation, wall (where exposed) or up through a concrete floor.
- P. Identify conduit under provisions of Section 26 05 53.

- Q. PVC conduit shall be cleaned with solvent, and dried before application of glue. The temperature rating of glue/cement shall match weather condition. Apply full even coat of cement/glue to entire area that will be inserted into fitting. The entire installation shall meet manufacturer's recommendations.

24.03 CONDUIT INSTALLATION SCHEDULE

- A. Conduit other than that specified below for specific applications shall not be used.
- B. Exposed Outdoor Locations: Rigid steel conduit.
- C. Wet Interior Locations (Within parking, stairs and similar exposed spaces): Rigid steel conduit., Schedule 40 PVC conduit, PVC coated rigid steel conduit.
- D. Concealed Dry Interior Locations (Within interior conditions spaces similar to basement and office) : Rigid steel conduit. Intermediate metal conduit. Electrical metallic tubing.
- E. Equipment connections: Flexible PVC coated metal conduit (all locations). Minimum length shall be one foot (300 mm), maximum length shall be three feet (900 mm). Conduit must be installed perpendicular to direction of equipment vibration to allow conduit to freely flex.
- F. Light fixtures: Direct box or conduit connection for surface mounted. Liquid tight flexible metal conduit from a J-box to light fixtures. Conduit size shall be 3/8" (10 mm) minimum diameter and six foot (1.8 M) maximum length. Conduit length shall allow movement of fixture for maintenance purposes.

24.04 AUXILIARY GUTTERS (WIREWAYS) INSTALLATION

- A. Bolt auxiliary gutter to wall using two-piece hangers or steel channels fastened to the wall or in self-supporting structure.
- B. Gasket each joint in oil-tight gutter.
- C. Mount rain-tight gutter in horizontal position only.
- D. Maintain grounding continuity between raceway components to provide a continuous grounding path under provisions of Section 26 05 26.

24.05 COORDINATION OF BOX LOCATIONS

- A. Provide electrical boxes as shown on Drawings, and as required for splices, taps, wire pulling, equipment connections, and code compliance.
- B. Electrical box locations shown on Contract Drawings are approximate unless dimensioned. Verify location of floor boxes and outlets in offices and work areas prior to rough-in.
- C. No outlet, junction, or pull boxes shall be located where it will be obstructed by other equipment, piping, lockers, benches, counters, etc.
- D. It shall be the Contractor's responsibility to study drawings pertaining to other trades, to discuss location of outlets with workmen installing other piping and equipment and to fit all electrical outlets to job conditions.
- E. In case of any question or argument over the location of an outlet, the Contractor shall refer the matter to the Architect/Engineer and install outlet as instructed by the Architect/Engineer.
- F. The proper location of each outlet is considered a part of this contract and no additional compensation will be paid to the Contractor for moving outlets which were improperly located.
- G. Locate and install boxes to allow access to them. Where installation is inaccessible, coordinate locations and provide 18 inch (450 mm) by 24 inch (600 mm) access doors.
- H. Locate and install to maintain headroom and to present a neat appearance.
- I. Install boxes to preserve fire resistance rating of partitions and other elements, using approved materials and methods.

24.06 PULL AND JUNCTION BOX INSTALLATION

- A. Locate pull boxes and junction boxes above accessible ceilings, in unfinished areas or furnish and install Owner approved access panels in non-accessible ceilings where boxes are installed. All boxes are to be readily-accessible.
- B. Support pull and junction boxes independent of conduit.

24.07 EXPANSION JOINT FITTINGS FOR RNC

- A. Install in each run of above ground conduit that is routed across an existing structural expansion joint.
- B. Install in each run of aboveground conduit that is located where environmental temperature change may exceed 30° F (17° C) and that has straight run length that exceeds 25 feet (7.6 m).
- C. Install expansion joint fittings for each of the following locations and provide type and quantity of fittings that accommodate temperature change listed for location:
 - 1. Outdoor Locations not Exposed to Direct Sunlight: 125° F (70° C), , temperature change.

2. Outdoor Locations Exposed to Direct Sunlight: 155° F (86° C), , temperature change.
 3. Indoor Spaces: Connected with the outdoors without physical separation: 125° F (70° C), , temperature change.
- D. Install fitting(s) that provide expansion and contraction for at least 0.00041 inch per foot of length of straight run per deg F (0.06 mm per meter of length of straight run per deg C) of temperature change.
 - E. Install each expansion joint fitting with position, mounting and piston setting selected according to manufacturer's written instructions for conditions at specific location at the time of installation.

END OF SECTION

SECTION 26 05 53
IDENTIFICATION FOR ELECTRICAL SYSTEMS

PART 25 – GENERAL

25.01 SCOPE OF WORK

- A. Base Bid: The work under this section includes the products and execution requirements relating to labeling of conduit, power, lighting, general wiring, signal, fire alarm, and telecommunications wire and cabling. Further, this section includes labeling of all terminations and related sub-systems, including but not limited to nameplates, stenciling, wire and cable marker labeling of all backbone fiber optic (inter-building, tie & riser) cables, terminating equipment and labeling of inner duct (fiber optic).

25.02 SECTION INCLUDES

- A. Manufacturers
- B. Identification Materials
- C. Power Raceway Identification Materials
- D. Power and Control Cable Identification Materials
- E. Conductor Identification Materials
- F. Warning Labels and Signs
- G. Cable Ties
- H. Miscellaneous Identification Products

25.03 RELATED WORK

- A. Drawings and general provisions of the Contract, including General and Supplementary Conditions, apply to this Section
- B. Section 26 05 00 – Common Work Results for Electrical
- C. Section 26 05 19 – Low-Voltage Electrical Power Conductors and Cables
- D. Section 26 05 33 - Raceway and Boxes for Electrical Systems

25.04 SUBMITTALS

- A. Include product data for each electrical identification product indicated.
- B. Include schedule for nameplates and stenciling.
- C. Prior to installation, the Contractor shall provide samples of all label types planned for the project. These samples shall include examples of the lettering to be used. Samples shall be mounted on 8 1/2" x 11" sheets annotated, explaining their purposed use.

25.05 QUALITY ASSURANCE

- A. Comply with ANSI A13.1.
- B. Comply with NFPA 70.
- C. Comply with 29 CFS 1910.144 and 29 CFR 1910.145.
- D. Comply with ANSI Z535.4 for safety signs and labels.
- E. Adhesive-attached labeling materials, including label stocks, laminating adhesives, and inks used by label printers shall comply with UL 969.

25.06 COORDINATION

- A. Coordinate identification names, abbreviations, colors, and other features with requirements in other Sections requiring identification applications, Drawings, Shop Drawings, manufacturer's wiring diagrams, and the Operation and Maintenance Manual; and with those required by codes, standards, and 29 CFR 1910.145. Use consistent designations throughout Project.
- B. Coordinate installation of identifying devices with completion of covering and painting of surfaces where devices are to be applied.
- C. Coordinate installation of identifying devices with location of access panels and doors.
- D. Install identifying devices before installing acoustical ceilings and similar concealment.

PART 26 – PRODUCTS

26.01 MANUFACTURERS

- A. Available Manufacturers: Subject to compliance with requirements, manufacturers offering products that may be incorporated into the Work include, but are not limited to, the following:
 - 1. Pipe/conduit identification
 - a. Pipe maker by Briman Industries, Inc.

- b. Seton
- c. Brady
- d. Emedco
- e. Graphic Products
- f. Panduit
- g. Thomas & Betts
- 2. Conductor & Warning Identification
 - a. 3M
 - b. Panduit
 - c. Thomas & Betts
 - d. Brady

26.02 IDENTIFICATION MATERIALS

A. General:

- 1. Labels: All labels shall be permanent, and machine generated. NO HANDWRITTEN OR NON-PERMANENT LABELS ARE ALLOWED. Exception: back side of device plates and junction boxes may use handwritten, legible labeling on box covers, unless specifically prohibited by other specification sections.
- 2. Cable label size shall be appropriate for the conductor or cable size(s), outlet faceplate layout and patch panel design. All labels shall be self-laminating, white/transparent vinyl and be wrapped around the cable or sheath. Labels for power conductors (600V and lower) shall be cloth-type. Flag type labels are not allowed. The labels shall be of adequate size to accommodate the circumference of the cable being labeled and properly self-laminate over the full extent of the printed area of the label.
- 3. Nameplates: Engraved three-layer laminated plastic, black letters on a white background. Emergency system (level 1 and level 2) shall use white letters on red background.
- 4. Tape (phase identification only): Scotch #35 tape in appropriate colors for system voltage and phase.
- 5. Adhesive type labels not permitted except for phase and wire identification. Machine generated adhesive labels shall be permitted for device plates, 4-11/16" and smaller junction boxes, Fire alarm and control devices.

26.03 POWER RACEWAY IDENTIFICATION MATERIALS

- A. Comply with ANSI A13.1 for minimum size of letters for legend and for minimum length of color field for each raceway size.
- B. Colors for Raceways Carrying Circuits at 600 V or Less:
 - 1. Black letters on an orange field.
- C. Self-Adhesive Vinyl Labels for Raceways Carrying Circuits at 600 V or Less: Preprinted, flexible label laminated with a clear, weather- and chemical-resistance coating and matching wraparound adhesive tape for securing ends of legend label.
- D. Snap-Around Labels for Raceways Carrying Circuits at 600 V or Less: Slit, pretensioned, flexible, preprinted, color-coded acrylic sleeve, with diameter sized to suit diameter of raceway or cable it identifies and to stay in place by gripping action.
- E. Snap-Around, Color Coding Bands for Raceways Carrying Circuits at 600 V or Less: Slit, pretensioned, flexible, solid-colored acrylic sleeve, 2 inches (50 mm) long, with diameter sized to suit diameter of raceway or cable it identifies and to stay in place by gripping action.
- F. Tape and Stencil for Raceways Carrying Circuits More than 600 V: 4-inch (100 mm) wide black stripes on 10-inch (250 mm) centers diagonally over orange background that extends full length of raceway or duct and is 12 inches (300 mm) wide. Stop stripes at legends.
- G. Metal Tags: Brass or aluminum, 2 by 2 by 0.05 inch (50 by 50 by 1.3 mm), with stamped legend, punched for use with self-locking cable tie fastener.

26.04 POWER AND CONTROL CABLE IDENTIFICATION MATERIALS

- A. Comply with ANSI A13.1 for minimum size of letters for legend and for minimum length of color field for each raceway and cable size.
- B. Self-Adhesive Vinyl Labels: Preprinted, flexible label laminated with a clear, weather- and chemical-resistant coating and matching wraparound adhesive tape for securing ends of legend label.
- C. Snap-Around Labels: Slit, pretensioned, flexible, preprinted, color-coded acrylic sleeve, with diameter sized to suit diameter of raceway or cable it identifies and to stay in place by gripping action.

- D. Snap-Around, Color-Coding Bands: Slit, pretensioned, flexible, solid-colored acrylic sleeve, 2 inches (50 mm) long, with diameter sized to suit diameter of raceway or cable it identifies and to stay in place by gripping action.
- E. Color coding shall be as noted in Section 26 05 19.
- 26.05 **CONDUCTOR IDENTIFICATION MATERIALS**
 - A. Color-Coding Conductor Tape: Colored, self-adhesive vinyl tape not less than 3 mils (0.08 mm) thick by 1 to 2 inches (25 to 50 mm) wide.
 - B. Self-Adhesive Vinyl Labels: Preprinted, flexible label laminated with a clear, weather- and chemical-resistant coating and matching wraparound adhesive tape for securing ends of legend label.
 - C. Snap-Around Labels: Slit, pretensioned, flexible, solid-colored acrylic sleeve, with diameter sized to suit diameter of raceway or cable it identified and to stay in place by gripping action.
 - D. Snap-Around, Color-Coding Bands: Slit, pretensioned, flexible, solid-colored acrylic sleeve, 2 inches (50 mm) long, with diameter sized to suit diameter of raceway or cable it identifies and to stay in place by gripping action.
 - E. Marker Tapes: Vinyl or vinyl-cloth, self-adhesive wraparound type, with circuit identification legend machine printed by thermal transfer or equivalent process.
 - F. Color coding shall be as noted in Section 26 05 19.
- 26.06 **WARNING LABELS AND SIGNS**
 - A. Comply with NFPA 70 and 28 CFR 1910.145.
 - B. Self-Adhesive Warning Labels: Factory-printed, multicolor, pressure-sensitive adhesive labels, configured for display on front cover, door, or other access to equipment unless otherwise indicated.
 - C. Baked-Enamel Warning Signs:
 - 1. Preprinted aluminum signs, punched or drilled for fasteners, with colors, legend, and size required for application.
 - 2. ¼ inch (6.4 mm) grommets in corners for mounting.
 - 3. Nominal size, 7 by 10 inches (180 by 250 mm).
 - D. Warning label and sign shall include, but are not limited to, the following legends:
 - 1. Multiple Power Source Warning: "DANGER ELECTRICAL SHOCK HAZARD – EQUIPMENT HAS MULTIPLE POWER SOURCES."
 - 2. Workspace Clearance Warning: "WARNING – OSHA REGULATION – AREA IN FRONT OF ELECTRICAL EQUIPMENT MUST BE KEPT CLEAR FOR 36 INCHES (915 MM)."
- 26.07 **CABLE TIES**
 - A. General –Purpose Cable Ties: Fungus insert, self-extinguishing, one-piece, self-locking, Type 6/6 nylon.
 - 1. Minimum Width: 3/16 inch (5 mm).
 - 2. Tensile Strength at 73° F (23° C), According to ASTM D638: 12,000 psi (82.7 MPa).
 - 3. Temperature Range: Minus 50 to plus 185° F. (Minus 50 to plus 85° C).
 - 4. Color: Black except where used for color-coding.
 - B. UV-Stabilized Cable Ties: Fungus inert, designed for continuous exposure to exterior sunlight, self-extinguishing, one-piece, self-locking, Type 6/6 nylon.
 - 1. Minimum Width: 3/16 inch (5 mm).
 - 2. Tensile Strength at 73° F (23° C), According to ASTM D638: 12,000 psi (82.7 MPa).
 - 3. Temperature Range: Minus 40 to plus 185° F (Minus 40 to plus 85° C).
 - 4. Color: Black.
 - C. Plenum-Rated Cable Ties: Self-extinguishing, UV stabilized, one-piece, self-locking.
 - 1. Minimum Width: 3/16 inch (5 mm).
 - 2. Tensile Strength at 73° F (23° C), According to ASTM D638: 7,000 psi (48.2 MPa)
 - 3. UL 94 Flame Rating: 94V-0.
 - 4. Temperature Range: Minus 50 to plus 284° F (Minus 46 to plus 140° C).
 - 5. Color: Black.
- 26.08 **MISCELLANEOUS IDENTIFICATION PRODUCTS**
 - A. Paint: Comply with requirements in Division 09 painting sections for paint materials and application requirements. Select paint system applicable for surface material and location (exterior or interior).
 - B. Fasteners for Labels and Signs: Self-tapping, stainless-steel screws or stainless-steel machine screws with nuts and flat and lock washers.

PART 27 – EXECUTION

27.01 GENERAL

- A. Identification legend, colors of labels and color of raceway shall match facility standards. When no standards established the following systems shall be used.
- B. Where mixed voltages are used in one building (e.g. 4160 volt, 480 volt, 208 volt) each switch, switchboard, junction box, equipment, etc., on each system must be labeled for voltage in addition to other requirements listed herein.
- C. All branch circuit and power panels must be identified with the same identification legend used in circuit directory in main distribution center.
- D. Clean all surfaces before attaching labels with the label manufacturer's recommended cleaning agent.
- E. Install all labels firmly as recommended by the label manufacturer.
- F. Labels shall be installed plumb and neatly on all equipment.
- G. Install nameplates parallel to equipment lines.
- H. Secure nameplates to equipment fronts using screws, rivets or manufacturer approved adhesive or cement.
- I. Embossed tape will not be permitted for any application.

27.02 INSTALLATION

- A. Verify identity of each item before installing identification products.
- B. Location: Install identification materials and devices at locations for most convenient viewing without interference with operation and maintenance of equipment.
- C. Apply identification devices to surfaces that require finish after completing of finish work.
- D. Self-Adhesive Identification Products: Clean surfaces before application, using materials and methods recommended by manufacturer of identification device.
- E. Attach signs and plastic labels that are not self-adhesive type with mechanical fasteners appropriate to the location and substrate.
- F. System Identification Color-Coding Bands for Raceways and Cables: Each color-coding band shall completely encircle cable or conduit. Place adjacent bands of two-color markings in contact, side by side. Locate bands at changes in direction, at penetrations of walls and floors at 50-foot (15-m) maximum intervals in straight runs, and at 25-foot (7.6-m) maximum intervals in congested areas.
- G. Aluminum Wraparound Marker Labels and Metal Tags: Secure tight to surface of conductor or cable at a location with high visibility and accessibility.
- H. Cable Ties: For attaching tags. Use general-purpose type, except as listed below:
 - 1. Outdoors: UV-stabilized nylon.
 - 2. In Spaces Handling Environmental Air: Plenum rated.
- I. Underground-Line Warning Tape: During backfilling of trenches install continuous underground-line warning tape directly above line at 6 to 8 inches (150 to 200 mm) below finished grade. Use multiple tapes where width of multiple lines installed in a common trench [or concrete envelope] exceeds 16 inches (400 mm) overall.
- J. Painted Identification: Comply with requirements in Division 09 painting Sections for surface preparation and paint application.

27.03 IDENTIFICATION SCHEDULE

- A. Accessible Raceway, 600 V or Less, for Feeder, and Branch Circuits More than 30 A, and 120 V to ground: Install with self-adhesive vinyl tape applied in bands. Install labels at 10-foot (3-m)[30-foot (10-m) intervals.
- B. Accessible Raceways and Cables within Buildings: Identify the covers of each junction and pullbox of the following systems with self-adhesive vinyl labels with the wiring system legend and system voltage. System legends shall be as follows:
 - 1. Emergency Power.
 - 2. Power.
- C. Conductors to be Extended in the Future: Attach marker tape to conductors and list source.
- D. Auxiliary Electrical Systems Conductor Identification: Identify field-installed alarm, control, and signal connections.
 - 1. Identify conductors, cables and terminals in enclosures and at junctions, terminals, and pull points. Identify by system and circuit designation.
 - 2. Use system of marker tape designations that is uniform and consistent with system used by manufacturer for factory-installed connections.
 - 3. Coordinate identification with Project Drawings, manufacturer's wiring diagrams, and the Operation and Maintenance Manual.

- E. Workspace Indication: Install floor marking tape to show working clearances in the direction of access to live parts. Workspace shall be as required by NFPA 70 and 29 CFR 1926.403 unless otherwise indicated. Do not install at flush-mounted panelboards and similar equipment in finished spaces.
 - F. Warning Labels for Indoor Cabinets, Boxes, and Enclosures for Power and Lighting: Self-adhesive warning labels Baked-enamel warning signs.
 - 1. Comply with 29 CFR 1910.145.
 - 2. Identify system voltage with black letters on an orange background.
 - 3. Apply to exterior of door, cover, or other access.
 - 4. For equipment with multiple power or control sources, apply to door or cover of equipment including, but not limited to, the following:
 - a. Controls with external control power connections.
 - G. Operating Instruction Signs: Install instruction signs to facilitate proper operation and maintenance of electrical systems and items to which they connect. Install instruction signs with approved legend where instructions are needed for system or equipment operation.
 - H. Emergency Operating Instruction Signs: Install instruction signs with white legend on a red background with minimum 3/8 inch (10-mm) high letters for emergency instructions at equipment used for [power transfer] [load shedding] <Insert emergency operations>.
- 27.04 **JUNCTION AND PULLBOX IDENTIFICATION (WISCONSIN)**
- A. The following junction and pullboxes shall be identified utilizing spray painted covers:

System	Color(s)
Secondary Power – 208Y/120V, 240/120V	White
Emergency Power – 208Y/120V	White/Red
 - B. Provide circuit numbers, and source panel designations for power wiring. Other system shall be identified as shown on details or approved shop drawings. Temperature control shall identify the source.
- 27.05 **POWER AND CONTROL WIRE IDENTIFICATION**
- A. Provide wire markers on each conductor in panelboard gutters, pull boxes, outlet and junction boxes, and at load connection. Identify with branch circuit or feeder number for power and lighting circuits, and with control wire number as indicated on schematic and interconnection diagrams or equipment manufacturer's shop drawings for control wiring.
 - B. All wiring shall be labeled within 2 to 4 inches of terminations. Each end of a wire or cable shall be labeled as soon as it is terminated including wiring used for temporary purposes.
- 27.06 **NAMEPLATE ENGRAVING**
- A. Provide nameplates of minimum letter height as scheduled below.
 - B. A specific schedule may be included on the Contract Drawings, or specific schedules may be included in equipment Sections to which they apply; Panelboards, for example.
 - C. Panelboards, Switchboards and Motor Control Centers: 1 inch (25 mm); identify equipment designation. 1/2 inch (13 mm); identify voltage rating, source and room location of the source.
 - D. Equipment Enclosures: 1 inch (25 mm); identify equipment designation.
 - E. Circuit Breakers, Switches, and Motor Starters in Panelboards or Switchboards or Motor Control Centers: 1/2 inch (13 mm); identify circuit and load served, including location.
 - F. Individual Circuit Breakers, Disconnect Switches, Enclosed Switches, and Motor Starters: 1/2 inch (13 mm); identify source and load served.
 - G. Transformers: 1 inch (25 mm); identify equipment designation. 1/2 inch (13 mm); identify primary and secondary voltages, primary source, and secondary load and location.
 - H. Junction boxes: 1 inch (25 mm); identify system source(s) and load(s) served. Junction boxes may be neatly identified using a permanent marker.

END OF SECTION

SECTION 26 51 13
LIGHTING FIXTURES, LAMPS, AND BALLASTS

PART 28 – GENERAL

28.01 SCOPE OF WORK

- A. Base Bid: The work under this section includes interior luminaires and accessories, exit signs, lamps, and ballasts.

28.02 SECTION INCLUDES

- A. Interior Luminaires and Accessories
- B. LED Luminaires
- C. Exit Signs

28.03 RELATED WORK

- A. Drawings and general provisions of the Contract, including General and Supplementary Conditions and Division 01 Specifications Sections, apply to this section.
- B. Section 26 09 23 – Lighting Controls

28.04 SUBMITTALS

- A. Include outline drawings, lamp and ballast data, support points, weights, accessory information and performance and photometric data for each luminaire type.
- B. For each luminaire type, submit luminaire information in the following example table format, and submit catalog cuts with highlighted catalog numbers and required accessories.

LUMINAIRE		BALLAST	LAMP	ANSI INPUT WATTS
Type	Manufacturer and Catalog No.	Manufacturer, Quantity per Fixture, and Catalog No.	Manufacturer, Quantity per Fixture, and Catalog No.	

28.05 QUALITY ASSURANCE

- A. Luminaire Photometric Data Testing Laboratory Qualifications: Provided by manufacturers' laboratories that are accredited under the National Volunteer Laboratory Accreditation Program for Energy Efficiency Lighting Products
- B. Luminaire Photometric Data Testing Laboratory Qualifications: Provided by an independent agency, with the experience and capability to conduct the testing indicated, that is an NRTL as defined by OSHA in 29 CFR 1910.7.
- C. Electrical Components, Devices, and Accessories: Listed and labeled as defined in NFPA 70, Article 100, by a testing agency acceptable to authorities having jurisdiction, and marked for intended use.
- D. Comply with NFPA 70.

28.06 WARRANTY

- A. Warranty Period: One year(s) from date of Substantial Completion.

28.07 OPERATION AND MAINTENANCE DATA

- A. All operations and maintenance data shall comply with the submission and content requirements specified under section GENERAL REQUIREMENTS.

28.08 COORDINATION

- A. Coordinate layout and installation of lighting fixtures and suspension system with other construction that penetrates ceilings or is supported by them, including HVAC equipment, fire-suppression system, and partition assemblies.

28.09 EXTRA MATERIAL

- A. Provide three (3) percent of each fixture type, but not less than one (1) fixture of each type.

PART 29 – PRODUCTS

29.01 INTERIOR LUMINAIRES AND ACCESSORIES

- A. See the Lighting Fixture Schedule on the drawings, for type of fixtures and catalog numbers. Catalog numbers are shown on the drawings for quality and performance requirements only. Fixtures manufactured by others are equally acceptable provided they meet or exceed the performance of the indicated fixtures, and meet the intent of the design.
- B. Provide with quick-connect disconnecting means, similar to Thomas & Betts Sta-Kon.
- C. Sheet metal components shall be steel unless otherwise noted, formed and supported to prevent warping or sagging. Metal shall be free of burrs, sharp corners, and edges.
- D. Doors, Frames and Other Internal Access: Smooth operating, free of light leakage under operating conditions, and designed to permit relamping without use of tools. Designed to prevent doors, frames, lenses, diffusers, and other components from falling accidentally during relamping and when secured in operating position.

29.02 LED LUMINAIRES

- A. The manufacturer offering this item shall have been in business for a minimum of 5 years and shall have successfully produced at least 1000 (one thousand) identical or similar models to that being tendered.
- B. Luminaire shall be certified by a Nationally Recognized Testing Laboratory (UL, ETL, or IEC).
- C. Luminaire shall be mercury-free, lead-free, and RoHS compliant.
- D. Luminaire shall comply with FCC 47 CFR part 15 non-consumer RFI/EMI standards.
- E. Luminaire shall maintain 70% lumen output (L70) for a minimum of 50,000 hours.
- F. Light output of the LED system shall be measured using the absolute photometry method following IES LM-79 and IES LM-80 requirements and guidelines.
- G. Driver shall have a rated life of 50,000 hours, minimum.
- H. Lumen output shall not depreciate more than 20% after 10,000 hours of use.
- I. The manufacturer of the Luminaire shall utilize high-brightness LEDs with proven quality. LED drivers to be compatible with LEDs. Driver and LEDs shall be furnished from a single manufacturer to ensure compatibility.
- J. Luminaire Color Rendering Index (CRI) shall be a minimum of 70.
- K. LED fixture shall be thermally designed as to not exceed the maximum junction temperature of the LED for the ambient temperature of the location the fixture is to be installed. Rated case temperature shall be suitable for operation in the ambient temperatures typically found for the intended installation. Exterior luminaires to operate in ambient temperatures of -20°F to 122°F (-29°C to 50°C).
- L. LED driver shall have a minimum power factor (pf) of 0.9 and a maximum crest factor (cf) of 1.5 at full input power and across specified voltage range.
- M. Luminaire shall operate normally for input voltage fluctuations of plus or minus 10 percent and shall have a maximum Total Harmonic Distortion (THD) of 20% at full input power and across specified voltage range.
- N. Electrical components of the LED lighting fixture (LED light engine/board array and driver(s)) shall be of modular construction so that each component is individually replaceable in the field for maintenance and repair purposes. Wiring connecting these components shall utilize polarized quick-disconnects.
- O. All connections to luminaires shall be reverse polarity protected and provide high voltage protection in the event connections are reversed or shorted during the installation process.
- P. Fuse Protections: All luminaires shall have built-in fuse protection. All power supply outputs shall be either fuse protected or be Polymeric Positive Temperature Coefficient (PTC)-protected as per Class 2 UL listing. All luminaires shall be provided with knockouts for conduit connections.
- Q. The LED lighting fixture shall carry a limited 5-year warranty minimum for LED light engine(s)/board array, and driver(s).

29.03 EXIT SIGNS

- A. Description: Comply with UL 924; for sign colors, visibility, luminance, and lettering size, comply with authorities having jurisdiction.
- B. Internally Lighted Signs:

1. Lamps for AC Operation: LEDs, 70,000 hours minimum rated lamp life.

PART 30 – EXECUTION

30.01 INSTALLATION

- A. Install in accordance with manufacturer's instructions.
- B. Install suspended luminaires and exit signs using pendants supported from swivel hangers. Heavy duty jack chain supports may be used where indicated on the fixture schedule. Provide pendant or chain length required to suspend luminaire at indicated height.
- C. Support luminaires larger than 2 x 4 foot (600 x 1 200 mm) size independent of ceiling framing.
- D. Locate ceiling luminaires as indicated on reflected ceiling plan.
- E. Install surface mounted luminaires and exit signs plumb and adjust to align with building lines and with each other. Secure to prohibit movement.
- F. The Contractor shall install fixture supports as required. Fixture installations with fixtures supported only by insecure boxes will be rejected. It shall be the Contractor's responsibility to support all lighting fixtures adequately, providing extra steel work for the support of fixtures if required. Any components necessary for mounting fixtures shall be provided by the Contractor. No plastic, composition or wood type anchors shall be used.
- G. Install wall mounted luminaires and exit signs at height as scheduled.
- H. Install accessories furnished with each luminaire.
- I. Make wiring connections to branch circuit using building wire with insulation suitable for temperature conditions within luminaire.
- J. Bond fixtures and metal accessories to branch circuit equipment grounding conductor.

30.02 ADJUSTING AND CLEANING

- A. Align luminaires and clean lenses and diffusers at completion of Work. Clean paint splatters, dirt, and debris from installed luminaires.
- B. Aim and adjust luminaires as indicated on Drawings or as directed by the A/E.
- C. Touch up luminaire finish at completion of work.

30.03 INTERFACE WITH OTHER PRODUCTS

- A. Interface with air handling accessories furnished and installed under Division 23.

30.04 FIELD QUALITY CONTROL

- A. Operate each luminaire after installation and connection. Inspect for proper connection and operation.

30.05 ALL FIXTURE CONNECTIONS

- A. Direct box or conduit connections for surface and recessed fixtures. Flexible metal conduit from a J-box for recessed lay-in light fixtures. Flexible metal conduit shall be minimum 3/8" (10 mm) minimum diameter and six foot (1.8 M) maximum length. Flexible whip between master and slave fixtures may be supported off of the ceiling grid wires. Conduit length shall allow movement of the fixture for maintenance purposes. Minimum wire size shall be #18 AWG for single fixture or master-slave fixture.
- B. The flexible connectors shall be all steel, galvanized, clamp type with locknut or snap-in connector including those used on the master-slave unit.

30.06 TRAINING

- A. See Section 26 05 00 for general training requirements.
- B. In addition to the training provided in Section 26 05 00, provide an additional 1 hour of training for each type of lighting fixture provided on the project.

END OF SECTION



Department of Transportation

Traffic Engineering and Parking Divisions

David C. Dryer, P.E., City Traffic Engineer and Parking Manager

Madison Municipal Building, Suite 100

215 Martin Luther King, Jr. Boulevard

P.O. Box 2986

Madison, Wisconsin 53701-2986

Phone: (608) 266-4761

Fax: (608) 267-1158

traffic@cityofmadison.com

www.cityofmadison.com

October 7, 2015

NOTICE OF ADDENDUM

ADDENDUM 1

2015 Capitol Square North Parking Garage Relighting and Electrical Controls and Upgrade

CONTRACT NO. 7585

Revise and amend the contract document(s) for the above project as stated in this addendum, otherwise, the original document shall remain in effect.

Electronic version of these documents can be found on the Bid Express web site at:

<http://www.bidexpress.com>

If you are unable to download plan revisions associated with the addendum, please contact the Engineering office at 608-266-4751 receive the material by another route.

Specification Section 26 05 02 – Electrical Demolition for Remodeling.

Revise paragraphs 3.04 and 3.05 as noted below:

PART 3

3.04 PCB BALLAST HANDLING AND DISPOSAL

A. Generally, all high power factor fluorescent light ballasts manufactured before 1978 and some HID ballasts contain PCB compounds in their capacitors. The Contractor shall inspect all ballasts in all light fixtures and take the actions described below.

B. All ballasts labeled as "NON-PCBs" or "NO PCBs" shall become the responsibility of the Contractor. If the PCB content is not stated on the ballast label, the ballast shall be handled as PCB ballast.

C. All PCB ballasts shall be removed from the light fixtures and shall have the wires clipped off. However, before removal, all PCB ballasts shall be carefully inspected for leaks. If a ballast appears to be leaking (evidenced by potting compound leaking out or by an oily film on the ballast surface) the ballast

must be handled per EPA and DNR PCB regulations. Basically, this means the ballast is to be carefully removed from the fixture and placed in an approved drum. See paragraph below for the drum specifications. The person removing the ballast from the fixture shall wear protective gloves, eye protection, and protective clothing as necessary.

D. If the fixture has also been contaminated, it must be cleaned to less than 10 micrograms/100 square centimeters contamination before disposal. This cleaning must be done by an approved PCB contractor. Cleaning, if required, shall be part of this contract.

E. The ballasts shall then be placed in US DOT approved type 17C or type 17H drums (barrels) furnished by state approved environmental agency. The quantity and size of the drums will be determined by the contractor at the time of construction, - 30 and 55 gallon drums are typically available.

F. These barrels shall be placed in storage with the cover that came with the barrels, in a location within a building, as designated by the Building Manager or Owner's project representative. The barrels are not to be placed outside where they are exposed to weather.

G. THESE BALLASTS ARE NOT TO BE REMOVED FROM THE WORK SITE BY THE CONTRACTOR. To do so, would be a violation of DNR and DOT hazardous waste regulations and may result in a fine to the Contractor.

H. The Contractor shall label and mark the PCB storage drums with EPA approved PCB labels and the storage area with signs, marks and lines to meet the regulations of Wisconsin Code NR 157.

I. The Contractor shall also provide approved PCB absorbent materials to be stored immediately adjacent to the drum storage area. Do not place loose absorbent material in the drums.

J. The Contractor shall provide to the Owner's Project representative, in written form, a total count of these ballasts (or their total weight by barrel) and where they are stored.

K. See Lamp and Ballast Handling and Disposal instructions below.

L. All disposal requirements, including the associated costs, for PCB or non-PCB shall be the responsibility of the contractor.

3.05 LAMP AND BALLAST HANDLING AND DISPOSAL

A. All lamps (fluorescent, incandescent, and HID) contain mercury and/or lead (in the base) as well as other heavy metals and compounds which are regulated by the EPA and DNR during the disposal process. As a result, state mandated regulations shall be followed as they relate to lamp and ballast disposal.

B. The Contractor shall very carefully remove all lamps (fluorescent, incandescent, and HID) from light fixtures before removal of the fixture from its mounted position. This is to reduce the likelihood that the lamp(s) will be broken.

C. The contractor shall utilize a state approved environmental agency or lamp recycler to coordinate the storage and pickup of disposed lamps and ballasts. The contractor shall obtain approved containers for the storage of lamps and ballasts. Removed lamps and ballasts shall be placed in containers by the contractor, marked with the number and type of lamp and ballast, and placed in storage at a location on the Owner's property. The contractor shall label the area as "Hazardous Material Storage - Mercury". The contractor shall make arrangements for pickup of the lamps and ballasts and shall provide a count of all stored lamps and ballasts, and shall fill out any required forms.

D. All disposal requirements, including the associated costs, for PCB or non-PCB shall be the responsibility of the contractor.

October 7, 2015

Page 3

BID ITEM 90001 – INCENTIVE PAYMENT FOR EARLY COMPLETION OF WORK

DESCRIPTION

This item shall consist of an incentive payment as specified below.

The Contractor shall be entitled to an incentive payment for completion of all of the work necessary to completely finish the project on this contract prior to June 1, 2016.

Incentive payments will not be considered as part of the money value of the work completed for computing time extensions.

INCENTIVE PAYMENT

The incentive payment shall be paid at the rate of \$5,000 per calendar month for each month or portion thereof, of completion prior to June 1, 2016. The maximum amount of incentive payment shall not exceed \$15,000.



David C. Dryer, P.E., CAPP
City Traffic Engineer and
Parking Utility Manager



Department of Public Works
Engineering Division
Robert F. Phillips, P.E., City Engineer

City-County Building, Room 115
210 Martin Luther King, Jr. Boulevard
Madison, Wisconsin 53703
Phone: (608) 266-4751
Fax: (608) 264-9275
engineering@cityofmadison.com
www.cityofmadison.com/engineering

Assistant City Engineer

Michael R. Dailey, P.E.

Principal Engineer 2

Gregory T. Fries, P.E.

Christopher J. Petykowski, P.E.

Principal Engineer 1

Christina M. Bachmann, P.E.

Eric L. Dundee, P.E.

John S. Fahrney, P.E.

Facilities & Sustainability

Jeanne E. Hoffman, Manager

Operations Manager

Kathleen M. Cryan

Mapping Section Manager

Eric T. Pederson, P.S.

Financial Manager

Steven B. Danner-Rivers

October 7, 2015

Clarification For:

Addendum 1 for Contract 7585, Capitol Square North Parking Garage Relighting and
Electrical Controls and Upgrade

Addendum 1 was issued for Contract 7585 on Wednesday, October 7, 2015. Internal procedures required Addendum 1 to be reposted.

The reposting flagged the addendum notification system in Bid Express.^{BE} Bidders on Contract 7585 will have to acknowledge two (2) addendums, although one addendum has been issued.

Thank you.

SECTION E: BIDDERS ACKNOWLEDGEMENT

2015 CAPITOL SQUARE NORTH PARKING GARAGE RELIGHTING AND ELECTRICAL CONTROLS AND UPGRADE CONTRACT NO. 7585

Bidder must state a Unit Price and Total Bid for each item. The Total Bid for each item must be the product of quantity, by Unit Price. The Grand Total must be the sum of the Total Bids for the various items. In case of multiplication errors or addition errors, the Grand Total with corrected multiplication and/or addition shall determine the Grand Total bid for each contract. The Unit Price and Total Bid must be entered numerically in the spaces provided. All words and numbers shall be written in ink.

1. The undersigned having familiarized himself/herself with the Contract documents, including Advertisement for Bids, Instructions to Bidders, Form of Proposal, City of Madison Standard Specifications for Public Works Construction - 2015 Edition thereto, Form of Agreement, Form of Bond, and Addenda issued and attached to the plans and specifications on file in the office of the City Engineer, hereby proposes to provide and furnish all the labor, materials, tools, and expendable equipment necessary to perform and complete in a workmanlike manner the specified construction on this project for the City of Madison; all in accordance with the plans and specifications as prepared by the City Engineer, including Addenda to the Contract Nos. 1 through 1 issued thereto, at the prices for said work as contained in this proposal. (Electronic bids submittals shall acknowledge addendum under Section E and shall not acknowledge here)
2. If awarded the Contract, we will initiate action within seven (7) days after notification or in accordance with the date specified in the contract to begin work and will proceed with diligence to bring the project to full completion within the number of work days allowed in the Contract or by the calendar date stated in the Contract.
3. The undersigned Bidder or Contractor certifies that he/she is not a party to any contract, combination in form of trust or otherwise, or conspiracy in restraint of trade or commerce or any other violation of the anti-trust laws of the State of Wisconsin or of the United States, with respect to this bid or contract or otherwise.
4. I hereby certify that I have met the Bid Bond Requirements as specified in Section 102.5.
(IF BID BOND IS USED, IT SHALL BE SUBMITTED ON THE FORMS PROVIDED BY THE CITY. FAILURE TO DO SO MAY RESULT IN REJECTION OF THE BID).
5. I hereby certify that all statements herein are made on behalf of Forward Electric, Inc. (name of corporation, partnership, or person submitting bid) a corporation organized and existing under the laws of the State of Wisconsin a partnership consisting of _____; an individual trading as _____; of the City of Madison State of Wisconsin; that I have examined and carefully prepared this Proposal, from the plans and specifications and have checked the same in detail before submitting this Proposal; that I have fully authority to make such statements and submit this Proposal in (its, their) behalf; and that the said statements are true and correct.

SIGNATURE

President

TITLE, IF ANY

Sworn and subscribed to before me this

9th day of October, 2015.

(Notary Public or other officer authorized to administer oaths)

My Commission Expires 2/26/18

Bidders shall not add any conditions or qualifying statements to this Proposal.

SECTION F: DISCLOSURE OF OWNERSHIP & BEST VALUE CONTRACTING

2015 CAPITOL SQUARE NORTH PARKING GARAGE RELIGHTING AND ELECTRICAL CONTROLS AND UPGRADE CONTRACT NO. 7585

State of Wisconsin
Department of Workforce Development
Equal Rights Division
Labor Standards Bureau

Disclosure of Ownership

Notice required under Section 15.04(1)(m), Wisconsin Statutes. The statutory authority for the use of this form is prescribed in Sections 66.0903(12)(d) and 103.49(7)(d), Wisconsin Statutes. The use of this form is mandatory. The penalty for failing to complete this form is prescribed in Section 103.005(12), Wisconsin Statutes. Personal information you provide may be used for secondary purposes.

- (1) On the date a contractor submits a bid to or completes negotiations with a state agency or local governmental unit, on a project subject to Section 66.0903 or 103.49, Wisconsin Statutes, the contractor shall disclose to such state agency or local governmental unit the name of any "other construction business", which the contractor, or a shareholder, officer or partner of the contractor, owns or has owned within the preceding three (3) years.
- (2) The term "other construction business" means any business engaged in the erection, construction, remodeling, repairing, demolition, altering or painting and decorating of buildings, structures or facilities. It also means any business engaged in supplying mineral aggregate, or hauling excavated material or spoil as provided by Sections 66.0903(3), 103.49(2) and 103.50(2), Wisconsin Statutes.
- (3) This form must ONLY be filed, with the state agency or local governmental unit that will be awarding the contract, if **both (A) and (B) are met.**
 - (A) The contractor, or a shareholder, officer or partner of the contractor:
 - (1) Owns at least a 25% interest in the "other construction business", indicated below, on the date the contractor submits a bid or completes negotiations.
 - (2) Or has owned at least a 25% interest in the "other construction business" at any time within the preceding three (3) years.
 - (B) The Wisconsin Department of Workforce Development (DWD) has determined that the "other construction business" has failed to pay the prevailing wage rate or time and one-half the required hourly basic rate of pay, for hours worked in excess of the prevailing hours of labor, to any employee at any time within the preceding three (3) years.

Other Construction Business

Not Applicable ☒

Name of Business

Street Address or P O Box

City

State

Zip Code

Name of Business

Street Address or P O Box

City

State

Zip Code

Name of Business

Street Address or P O Box

City

State

Zip Code

I hereby state under penalty of perjury that the information, contained in this document, is true and accurate according to my knowledge and belief.

Print the Name of Authorized Officer

Mark Loeffelholz

Signature of Authorized Officer

Date Signed

10/9/15

Name of Corporation, Partnership or Sole Proprietorship

Forward Electric, Inc.

Street Address or P O Box

6909 Raywood Rd.

City

Madison

State

WI

Zip Code

53713

If you have any questions call (608) 266-0028

ERD-7777-E (R. 09/2003)

**2015 CAPITOL SQUARE NORTH PARKING GARAGE RELIGHTING AND
ELECTRICAL CONTROLS AND UPGRADE
CONTRACT NO. 7585**

Best Value Contracting

1. The Contractor shall indicate the non-apprenticeable trades used on this contract.

None

2. Madison General Ordinance (M.G.O.), 33.07(7), does provide for some exemptions from the active apprentice requirement. Apprenticeable trades are those trades considered apprenticeable by the State of Wisconsin. Please check applicable box if you are seeking an exemption.

- ☐ Contractor has a total skilled workforce of four or less individuals in all apprenticeable trades combined.
- ☐ No available trade training program; The Contractor has been rejected by the only available trade training program, or there is no trade training program within 90 miles.
- ☐ Contractor is not using an apprentice due to having a journey worker on layoff status, provided the journey worker was employed by the contractor in the past six months.
- ☐ First-time Contractor on City of Madison Public Works contract requests a onetime exemption but intends to comply on all future contracts and is taking steps typical of a "good faith" effort.
- ☐ Contractor has been in business less than one year.
- ☐ Contractor doesn't have enough journeyman trade workers to qualify for a trade training program in that respective trade

3. The Contractor shall indicate on the following section which apprenticeable trades are to be used on this contract. Compliance with active apprenticeship, to the extent required by M.G.O. 33.07(7), shall be satisfied by documentation from an applicable trade training body; an apprenticeship contract with the Wisconsin Department of Workforce Development or a similar agency in another state; or the U.S Department of Labor. This documentation is required prior to the Contractor beginning work on the project site.

- ☐ The Contractor has reviewed the list and shall not use any apprenticeable trades on this project.

LIST APPRENTICABLE TRADES (check all that apply to your work to be performed on this contract)

- ☐ BRICKLAYER
- ☐ CARPENTER
- ☐ CEMENT MASON / CONCRETE FINISHER
- ☐ CEMENT MASON (HEAVY HIGHWAY)
- ☐ CONSTRUCTION CRAFT LABORER
- ☐ DATA COMMUNICATION INSTALLER
- ☒ ELECTRICIAN
- ☐ ENVIRONMENTAL SYSTEMS TECHNICIAN / HVAC SERVICE TECH/HVAC INSTALL / SERVICE
- ☐ GLAZIER
- ☐ HEAVY EQUIPMENT OPERATOR / OPERATING ENGINEER
- ☐ INSULATION WORKER.(HEAT & FROST)
- ☐ IRON WORKER
- ☐ IRON WORKER (ASSEMBLER, METAL BLDGS)
- ☐ PAINTER & DECORATOR
- ☐ PLASTERER
- ☐ PLUMBER
- ☐ RESIDENTIAL ELECTRICIAN
- ☐ ROOFER & WATER PROOFER
- ☐ SHEET METAL WORKER
- ☐ SPRINKLER FITTER
- ☐ STEAMFITTER
- ☐ STEAMFITTER (REFRIGERATION)
- ☐ STEAMFITTER (SERVICE)
- ☐ TAPER & FINISHER
- ☐ TELECOMMUNICATIONS (VOICE, DATA & VIDEO) INSTALLER-TECHNICIAN
- ☐ TILE SETTER

**2015 CAPITOL SQUARE NORTH PARKING GARAGE RELIGHTING AND
ELECTRICAL CONTROLS AND UPGRADE
CONTRACT NO. 7585**

Small Business Enterprise Compliance Report

This information may be submitted electronically through
Bid Express or submitted with bid in sealed envelope.

Cover Sheet

Prime Bidder Information

Company: Forward Electric, Inc.

Address: 6909 Raywood Rd. Madison, WI 53713

Telephone Number: 608-221-1945 Fax Number: 608-221-9307


Contact Person/Title: Mark Loeffelholz, President

Prime Bidder Certification


I, Mark Loeffelholz, President of
Name Title

Forward Electric, Inc. certify that the information
Company

contained in this SBE Compliance Report is true and correct to the best of my knowledge and belief.



Witness' Signature



Bidder's Signature

10/9/15
Date



6909 RAYWOOD ROAD - MADISON, WI 53713 - Phone 608-221-1945 - Fax 608-221-9307

Date: 10/9/2015

Re: 2015 Capitol Square North Parking Garage Relighting and
Electrical Controls and Upgrade
Contract No. 7585

As shown on Plans and Described in the Specifications, The Contractor shall provide a Lump Sum bid for the removal and safe disposal of all existing lights. The work will also include placement of new lights, conduit and wiring throughout including new poles for the top level. Work will also include new receptacles, branch circuits, photocells and CO monitors for the fans complete with controls.

TOTAL BID \$ 397,621

Addendum 1 received

Mark Loeffelholz
Forward Electric, Inc.
6909 Raywood Road
Madison, WI 53713
608-444-2117 cell
608-221-1945 phone
608-221-9307 fax
mark@forwardelectric.com

SECTION G: BID BOND

KNOW ALL MEN BY THESE PRESENT, THAT Forward Electric, Inc. (a corporation of the State of Wisconsin) (individual), (partnership), hereinafter referred to as the "Principal") and The Ohio Casualty Ins. Co., a corporation of the State of New Hampshire (hereinafter referred to as the "Surety") and licensed to do business in the State of Wisconsin, are held and firmly bound unto the City of Madison, (hereinafter referred to as the "Obligee"), in the sum of five per cent (5%) of the amount of the total bid or bids of the Principal herein accepted by the Obligee, for the payment of which the Principal and the Surety bind themselves, their heirs, executors, administrators, successors and assigns, jointly and severally, firmly by these presents.

The conditions of this obligation are such that, whereas the Principal has submitted, to the City of Madison a certain bid, including the related alternate, and substitute bids attached hereto and hereby made a part hereof, to enter into a contract in writing for the construction of:

2015 CAPITOL SQUARE NORTH PARKING GARAGE RELIGHTING AND ELECTRICAL CONTROLS AND UPGRADE CONTRACT NO. 7585

1. If said bid is rejected by the Obligee, then this obligation shall be void.
2. If said bid is accepted by the Obligee and the Principal shall execute and deliver a contract in the form specified by the Obligee (properly completed in accordance with said bid) and shall furnish a bond for his/her faithful performance of said contract, and for the payment of all persons performing labor or furnishing materials in connection therewith, and shall in all other respects perform the agreement created by the acceptance of said bid, then this obligation shall be void.

If said bid is accepted by the Obligee and the Principal shall fail to execute and deliver the contract and the performance and payment bond noted in 2. above executed by this Surety, or other Surety approved by the City of Madison, all within the time specified or any extension thereof, the Principal and Surety agree jointly and severally to forfeit to the Obligee as liquidated damages the sum mentioned above, it being understood that the liability of the Surety for any and all claims hereunder shall in no event exceed the sum of this obligation as stated, and it is further understood that the Principal and Surety reserve the right to recover from the Obligee that portion of the forfeited sum which exceed the actual liquidated damages incurred by the Obligee.

The Surety, for value received, hereby stipulates and agrees that the obligations of said Surety and its bond shall be in no way impaired or affected by an extension of the time within which the Obligee may accept such bid, and said Surety does hereby waive notice of any such extension.

IN WITNESS WHEREOF, the Principal and the Surety have hereunto set their hands and seals, and such of them as are corporations have caused their corporate seals to be hereto affixed and these presents to be signed by their proper officers, on the day and year set forth below.

Seal

Forward Electric, Inc.

October 9, 2015

Principal

Date

By:

The Ohio Casualty Insurance Company

Name of Surety

By:

Connie Easland, Attorney In Fact

October 9, 2015

Date

This certifies that I have been duly licensed as an agent for the above company in Wisconsin under License No. 02321272 for the year 2015, and appointed as attorney in fact with authority to execute this bid bond and the payment and performance bond referred to above, which power of attorney has not been revoked.

October 9, 2015

Date

Connie Easland

Agent

PO Box 45470

Address

Madison, WI 53744-5470

City, State and Zip Code

608-828-0232

Telephone Number

NOTE TO SURETY & PRINCIPAL

The bid submitted which this bond guarantees shall be rejected if the following instrument is not attached to this bond:

Power of Attorney showing that the agent of Surety is currently authorized to execute bonds on behalf of the Surety, and in the amounts referenced above.

THIS POWER OF ATTORNEY IS NOT VALID UNLESS IT IS PRINTED ON RED BACKGROUND.

This Power of Attorney limits the acts of those named herein, and they have no authority to bind the Company except in the manner and to the extent herein stated.

Certificate No. 6613418

American Fire and Casualty Company
The Ohio Casualty Insurance Company

Liberty Mutual Insurance Company
West American Insurance Company

POWER OF ATTORNEY

KNOWN ALL PERSONS BY THESE PRESENTS: That American Fire & Casualty Company and The Ohio Casualty Insurance Company are corporations duly organized under the laws of the State of New Hampshire, that Liberty Mutual Insurance Company is a corporation duly organized under the laws of the State of Massachusetts, and West American Insurance Company is a corporation duly organized under the laws of the State of Indiana (herein collectively called the "Companies"), pursuant to and by authority herein set forth, does hereby name, constitute and appoint, Connie S. Easland; Louis R. Marino; Richard A. Hagen; Timothy A. Draxler

all of the city of MADISON, state of WI each individually if there be more than one named, its true and lawful attorney-in-fact to make, execute, seal, acknowledge and deliver, for and on its behalf as surety and as its act and deed, any and all undertakings, bonds, recognizances and other surety obligations, in pursuance of these presents and shall be as binding upon the Companies as if they have been duly signed by the president and attested by the secretary of the Companies in their own proper persons.

IN WITNESS WHEREOF, this Power of Attorney has been subscribed by an authorized officer or official of the Companies and the corporate seals of the Companies have been affixed thereto this 16th day of June, 2014.



American Fire and Casualty Company
The Ohio Casualty Insurance Company
Liberty Mutual Insurance Company
West American Insurance Company

By: David M. Carey
David M. Carey, Assistant Secretary

STATE OF PENNSYLVANIA ss
COUNTY OF MONTGOMERY

On this 16th day of June, 2014, before me personally appeared David M. Carey, who acknowledged himself to be the Assistant Secretary of American Fire and Casualty Company, Liberty Mutual Insurance Company, The Ohio Casualty Insurance Company, and West American Insurance Company, and that he, as such, being authorized so to do, execute the foregoing instrument for the purposes therein contained by signing on behalf of the corporations by himself as a duly authorized officer.

IN WITNESS WHEREOF, I have hereunto subscribed my name and affixed my notarial seal at Plymouth Meeting, Pennsylvania, on the day and year first above written.



COMMONWEALTH OF PENNSYLVANIA
Notarial Seal
Teresa Pastella, Notary Public
Plymouth Twp., Montgomery County
My Commission Expires March 28, 2017
Member, Pennsylvania Association of Notaries

By: Teresa Pastella
Teresa Pastella, Notary Public

This Power of Attorney is made and executed pursuant to and by authority of the following By-laws and Authorizations of American Fire and Casualty Company, The Ohio Casualty Insurance Company, Liberty Mutual Insurance Company, and West American Insurance Company which resolutions are now in full force and effect reading as follows:

ARTICLE IV – OFFICERS – Section 12. Power of Attorney. Any officer or other official of the Corporation authorized for that purpose in writing by the Chairman or the President, and subject to such limitation as the Chairman or the President may prescribe, shall appoint such attorneys-in-fact, as may be necessary to act in behalf of the Corporation to make, execute, seal, acknowledge and deliver as surety any and all undertakings, bonds, recognizances and other surety obligations. Such attorneys-in-fact, subject to the limitations set forth in their respective powers of attorney, shall have full power to bind the Corporation by their signature and execution of any such instruments and to attach thereto the seal of the Corporation. When so executed, such instruments shall be as binding as if signed by the President and attested to by the Secretary. Any power or authority granted to any representative or attorney-in-fact under the provisions of this article may be revoked at any time by the Board, the Chairman, the President or by the officer or officers granting such power or authority.


ARTICLE XIII – Execution of Contracts – SECTION 5. Surety Bonds and Undertakings. Any officer of the Company authorized for that purpose in writing by the chairman or the president, and subject to such limitations as the chairman or the president may prescribe, shall appoint such attorneys-in-fact, as may be necessary to act in behalf of the Company to make, execute, seal, acknowledge and deliver as surety any and all undertakings, bonds, recognizances and other surety obligations. Such attorneys-in-fact subject to the limitations set forth in their respective powers of attorney, shall have full power to bind the Company by their signature and execution of any such instruments and to attach thereto the seal of the Company. When so executed such instruments shall be as binding as if signed by the president and attested by the secretary.

Certificate of Designation – The President of the Company, acting pursuant to the Bylaws of the Company, authorizes David M. Carey, Assistant Secretary to appoint such attorneys-in-fact as may be necessary to act on behalf of the Company to make, execute, seal, acknowledge and deliver as surety any and all undertakings, bonds, recognizances and other surety obligations.

Authorization – By unanimous consent of the Company's Board of Directors, the Company consents that facsimile or mechanically reproduced signature of any assistant secretary of the Company, wherever appearing upon a certified copy of any power of attorney issued by the Company in connection with surety bonds, shall be valid and binding upon the Company with the same force and effect as though manually affixed.

I, Gregory W. Davenport, the undersigned, Assistant Secretary, of American Fire and Casualty Company, The Ohio Casualty Insurance Company, Liberty Mutual Insurance Company, and West American Insurance Company do hereby certify that the original power of attorney of which the foregoing is a full, true and correct copy of the Power of Attorney executed by said Companies, is in full force and effect and has not been revoked.

IN TESTIMONY WHEREOF, I have hereunto set my hand and affixed the seals of said Companies this 9th day of October, 2015.



By: Gregory W. Davenport
Gregory W. Davenport, Assistant Secretary

To confirm the validity of this Power of Attorney call
1-610-832-8240 between 9:00 am and 4:30 pm EST on any business day.

Not valid for mortgage, note, loan, letter of credit,
currency rate, interest rate or residual value guarantees.

SECTION H: AGREEMENT

THIS AGREEMENT made this 18 day of November in the year Two Thousand and Fifteen between FORWARD ELECTRIC, INC. hereinafter called the Contractor, and the City of Madison, Wisconsin, hereinafter called the City.

WHEREAS, the Common Council of the said City of Madison under the provisions of a resolution adopted NOVEMBER 17, 2015, and by virtue of authority vested in the said Council, has awarded to the Contractor the work of performing certain construction.

NOW, THEREFORE, the Contractor and the City, for the consideration hereinafter named, agree as follows:

1. **Scope of Work.** The Contractor shall, perform the construction, execution and completion of the following listed complete work or improvement in full compliance with the Plans, Specifications, Standard Specifications, Supplemental Specifications, Special Provisions and contract; perform all items of work covered or stipulated in the proposal; perform all altered or extra work; and shall furnish, unless otherwise provided in the contract, all materials, implements, machinery, equipment, tools, supplies, transportation, and labor necessary to the prosecution and completion of the work or improvements:

2015 CAPITOL SQUARE NORTH PARKING GARAGE RELIGHTING AND ELECTRICAL CONTROLS AND UPGRADE CONTRACT NO. 7585

2. **Completion Date/Contract Time.** Construction work must begin within seven (7) calendar days after the date appearing on mailed written notice to do so shall have been sent to the Contractor and shall be carried on at a rate so as to secure full completion SEE SPECIAL PROVISIONS, the rate of progress and the time of completion being essential conditions of this Agreement.
3. **Contract Price.** The City shall pay to the Contractor at the times, in the manner and on the conditions set forth in said specifications, the sum of THREE HUNDRED NINETY-SEVEN THOUSAND SIX HUNDRED TWENTY-ONE (\$397,621.00) Dollars being the amount bid by such Contractor and which was awarded to him/her as provided by law.
4. **Wage Rates for Employees of Public Works Contractors**

General and Authorization. The Contractor shall compensate its employees at the prevailing wage rate in accordance with section 66.0903, Wis. Stats., DWD 290 of the Wisconsin Administrative Code and as hereinafter provided unless otherwise noted in Section D: Special Provisions, Subsection 102.10 – Minimum Rate of Wage Scale.

"Public Works" shall include building or work involving the erection, construction, remodeling, repairing or demolition of buildings, parking lots, highways, streets, bridges, sidewalks, street lighting, traffic signals, sanitary sewers, water mains and appurtenances, storm sewers, and the grading and landscaping of public lands.

"Building or work" includes construction activity as distinguished from manufacturing, furnishing of materials, or servicing and maintenance work, except for the delivery of mineral aggregate such as sand, gravel, bituminous asphaltic concrete or stone which is incorporated into the work under contract with the City by depositing the material directly in final place from transporting vehicle.

"Erection, construction, remodeling, repairing" means all types of work done on a particular building or work at the site thereof in the construction or development of the project, including without limitation, erecting, construction, remodeling, repairing, altering, painting, and decorating, the transporting of materials and supplies to or from the building or work done by the employees of the Contractor, Subcontractor, or Agent thereof, and the manufacturing or furnishing of

materials, articles, supplies or equipment on the site of the building or work, by persons employed by the Contractor, Subcontractor, or Agent thereof.

"Employees working on the project" means laborers, workers, and mechanics employed directly upon the site of work.

"Laborers, Workers, and Mechanics" include pre-apprentices, helpers, trainees, learners and properly registered and indentured apprentices but exclude clerical, supervisory, and other personnel not performing manual labor.

Establishment of Wage Rates. The Department of Public Works shall periodically obtain a current schedule of prevailing wage rates from DWD. The schedule shall be used to establish the City of Madison Prevailing Wage Rate Schedule for Public Works Construction (prevailing wage rate). The Department of Public Works may include known increases to the prevailing wage rate which can be documented and are to occur on a future specific date. The prevailing wage rate shall be included in public works contracts subsequently negotiated or solicited by the City. Except for known increases contained within the schedule, the prevailing wage rate shall not change during the contract. The approved wage rate is attached hereto.

Workforce Profile. The Contractor shall, at the time of signature of the contract, notify the City Engineer in writing of the names and classifications of all the employees of the Contractor, Subcontractors, and Agents proposed for the work. In the alternative, the Contractor shall submit in writing the classifications of all the employees of the Contractor, Subcontractors and Agents and the total number of hours estimated in each classification for the work. This workforce profile(s) shall be reviewed by the City Engineer who may, within ten (10) days, object to the workforce profile(s) as not being reflective of that which would be required for the work. The Contractor may request that the workforce profile, or a portion of the workforce profile, be submitted after the signature of the contract but at least ten (10) days prior to the work commencing. Any costs or time loss resulting from modifications to the workforce profile as a result of the City Engineer's objections shall be the responsibility of the Contractor.

Payrolls and Records. The Contractor shall keep weekly payroll records setting forth the name, address, telephone number, classification, wage rate and fringe benefit package of all the employees who work on the contract, including the employees of the Contractor's subcontractors and agents. Such weekly payroll records must include the required information for all City contracts and all other contracts on which the employee worked during the week in which the employee worked on the contract. The Contractor shall also keep records of the individual time each employee worked on the project and for each day of the project. Such records shall also set forth the total number of hours of overtime credited to each such employee for each day and week and the amount of overtime pay received in that week. The records shall set forth the full weekly wages earned by each employee and the actual hourly wage paid to the employee.

The Contractor shall submit the weekly payroll records, including the records of the Contractor's subcontractors and agents, to the City Engineer for every week that work is being done on the contract. The submittal shall be within twenty-one (21) calendar days of the end of the Contractor's weekly pay period.

Employees shall receive the full amounts accrued at the time of the payment, computed at rates not less than those stated in the prevailing wage rate and each employee's rate shall be determined by the work that is done within the trade or occupation classification which should be properly assigned to the employee.

An employee's classification shall not be changed to a classification of a lesser rate during the contract. If, during the term of the contract, an employee works in a higher pay classification than the one which was previously properly assigned to the employee, then that employee shall be considered to be in the higher pay classification for the balance of the contract, receive the appropriate higher rate of pay, and she/he shall not receive a lesser rate during the balance of the

contract. For purposes of clarification, it is noted that there is a distinct difference between working in a different classification with higher pay and doing work within a classification that has varying rates of pay which are determined by the type of work that is done within the classification. For example, the classification "Operating Engineer" provides for different rates of pay for various classes of work and the Employer shall compensate an employee classified as an "Operating Engineer" based on the highest class of work that is done in one day. Therefore, an "Operating Engineer's" rate may vary on a day to day basis depending on the type of work that is done, but it will never be less than the base rate of an "Operating Engineer". Also, as a matter of clarification, it is recognized that an employee may work in a higher paying classification merely by chance and without prior intention, calculation or design. If such is the case and the performance of the work is truly incidental and the occurrence is infrequent, inconsequential and does not serve to undermine the single classification principle herein, then it may not be required that the employee be considered to be in the higher pay classification and receive the higher rate of pay for the duration of the contract. However, the Contractor is not precluded or prevented from paying the higher rate for the limited time that an employee performs work that is outside of the employee's proper classification.

Questions regarding an employee's classification, rate of pay or rate of pay within a classification, shall be resolved by reference to the established practice that predominates in the industry and on which the trade or occupation rate/classification is based. Rate of pay and classification disputes shall be resolved by relying upon practices established by collective bargaining agreements and guidelines used in such determination by appropriate recognized trade unions operating within the City of Madison.

The Contractor, its Subcontractors and Agents shall submit to interrogation regarding compliance with the provisions of this ordinance.

Mulcting of the employees by the Contractor, Subcontractor, and Agents on Public Works contracts, such as by kickbacks or other devices, is prohibited. The normal rate of wage of the employees of the Contractor, Subcontractor, and Agents shall not be reduced or otherwise diminished as a result of payment of the prevailing wage rate on a public works contract.

Hourly contributions. Hourly contributions shall be determined in accordance with the prevailing wage rate and with DWD. 290.01(10), Wis. Admin. Code.

Apprentices and Subjourney persons. Apprentices and sub journeypersons performing work on the project shall be compensated in accordance with the prevailing wage rate and with DWD 290.02, and 290.025, respectively, Wis. Admin. Code.

Straight Time Wages. The Contractor may pay straight time wages as determined by the prevailing wage rate and DWD 290.04, Wis. Admin. Code.

Overtime Wages. The Contractor shall pay overtime wages as required by the prevailing wage rate and DWD 290.05, Wis. Admin. Code.

Posting of Wage Rates and Hours. A clearly legible copy of the prevailing wage rate, together with the provisions of Sec. 66.0903(10)(a) and (11)(a), Wis. Stats., shall be kept posted in at least one conspicuous and easily accessible place at the project site by the Contractor and such notice shall remain posted during the full time any laborers, workers or mechanics are employed on the contract.

Evidence of Compliance by Contractor. Upon completion of the contract, the Contractor shall file with the Department of Public Works an affidavit stating:

- a. That the Contractor has complied fully with the provisions and requirements of Sec. 66.0903(3), Wis. Stats., and Chapter DWD 290, Wis. Admin. Code; the Contractor has received evidence of compliance from each of the agents and subcontractors; and the

names and addresses of all of the subcontractors and agents who worked on the contract.

- b. That full and accurate records have been kept, which clearly indicate the name and trade or occupation of every laborer, worker or mechanic employed by the Contractor in connection with work on the project. The records shall show the number of hours worked by each employee and the actual wages paid therefore; where these records will be kept and the name, address and telephone number of the person who will be responsible for keeping them. The records shall be retained and made available for a period of at least three (3) years following the completion of the project of public works and shall not be removed without prior notification to the municipality.

Evidence of Compliance by Agent and Subcontractor. Each agent and subcontractor shall file with the Contractor, upon completion of their portion of the work on the contract an affidavit stating that all the provisions of Sec. 66.0903(3), Wis. Stats., have been fully complied with and that full and accurate records have been kept, which clearly indicate the name and trade or occupation of every laborer, worker or mechanic employed by the Contractor in connection with work on the project. The records shall show the number of hours worked by each employee and the actual wages paid therefore; where these records shall be kept and the name, address and telephone number of the person who shall be responsible for keeping them. The records shall be retained and made available for a period of at least three (3) years following the completion of the project of public works and shall not be removed without prior notification to the municipality.

Failure to Comply with the Prevailing Wage Rate. If the Contractor fails to comply with the prevailing wage rate, she/he shall be in default on the contract. In addition, if DWD finds that a contractor or subcontractor violated the prevailing wage law, DWD will assess liquidated damages of 100% of the wages owed to employees.

Establishment of Wage Rates. The Department of Public Works shall periodically obtain a current schedule of prevailing wage rates from DWD. The schedule shall be used to establish the City of Madison Prevailing Wage Rate Schedule for Public Works Construction (prevailing wage rate). The Department of Public Works may include known increases to the prevailing wage rate which can be documented and are to occur on a future specific date. The prevailing wage rate shall be included in public works contracts subsequently negotiated or solicited by the City. Except for known increases contained within the schedule, the prevailing wage rate shall not change during the contract. The approved wage rate and DWD prevailing wage requirements are attached hereto as Sec. I of the contract.

5. **Affirmative Action.** In the performance of the services under this Agreement the Contractor agrees not to discriminate against any employee or applicant because of race, religion, marital status, age, color, sex, disability, national origin or ancestry, income level or source of income, arrest record or conviction record, less than honorable discharge, physical appearance, sexual orientation, gender identity, political beliefs, or student status. The Contractor further agrees not to discriminate against any subcontractor or person who offers to subcontract on this contract because of race, religion, color, age, disability, sex, sexual orientation, gender identity or national origin.

The Contractor agrees that within thirty (30) days after the effective date of this agreement, the Contractor will provide to the City Affirmative Action Division certain workforce utilization statistics, using a form to be furnished by the City.

If the contract is still in effect, or if the City enters into a new agreement with the Contractor, within one year after the date on which the form was required to be provided, the Contractor will provide updated workforce information using a second form, also to be furnished by the City. The second form will be submitted to the City Affirmative Action Division no later than one year after the date on which the first form was required to be provided.

The Contractor further agrees that, for at least twelve (12) months after the effective date of this contract, it will notify the City Affirmative Action Division of each of its job openings at facilities in Dane County for which applicants not already employees of the Contractor are to be considered. The notice will include a job description, classification, qualifications and application procedures and deadlines. The Contractor agrees to interview and consider candidates referred by the Affirmative Action Division if the candidate meets the minimum qualification standards established by the Contractor, and if the referral is timely. A referral is timely if it is received by the Contractor on or before the date started in the notice.

Articles of Agreement Article I

The Contractor shall take affirmative action in accordance with the provisions of this contract to insure that applicants are employed, and that employees are treated during employment without regard to race, religion, color, age, marital status, disability, sex, sexual orientation, gender identity or national origin and that the employer shall provide harassment free work environment for the realization of the potential of each employee. Such action shall include, but not be limited to, the following: employment, upgrading, demotion or transfer, recruitment or recruitment advertising, layoff or termination, rates of pay or other forms of compensation and selection for training including apprenticeship insofar as it is within the control of the Contractor. The Contractor agrees to post in conspicuous places available to employees and applicants notices to be provided by the City setting out the provisions of the nondiscrimination clauses in this contract.

Article II

The Contractor shall in all solicitations or advertisements for employees placed by or on behalf of the Contractors state that all qualified or qualifiable applicants will be employed without regard to race, religion, color, age, marital status, disability, sex, sexual orientation, gender identity or national origin.

Article III

The Contractor shall send to each labor union or representative of workers with which it has a collective bargaining agreement or other contract or understanding a notice to be provided by the City advising the labor union or worker's representative of the Contractor's equal employment opportunity and affirmative action commitments. Such notices shall be posted in conspicuous places available to employees and applicants for employment.

Article V

The Contractor agrees that it will comply with all provisions of the Affirmative Action Ordinance of the City of Madison, including the contract compliance requirements. The Contractor agrees to submit the model affirmative action plan for public works contractors in a form approved by the Affirmative Action Division Manager.

Article VI

The Contractor will maintain records as required by Section 39.02(9)(f) of the Madison General Ordinances and will provide the City Affirmative Action Division with access to such records and to persons who have relevant and necessary information, as provided in Section 39.02(9)(f). The City agrees to keep all such records confidential, except to the extent that public inspection is required by law.

Article VII

In the event of the Contractor's or subcontractor's failure to comply with the Equal Employment Opportunity and Affirmative Action Provisions of this contract or Section 39.03 and 39.02 of the Madison General Ordinances, it is agreed that the City at its option may do any or all of the following:

1. Cancel, terminate or suspend this Contract in whole or in part.
2. Declare the Contractor ineligible for further City contracts until the Affirmative Action requirements are met.
3. Recover on behalf of the City from the prime Contractor 0.5 percent of the contract award price for each week that such party fails or refuses to comply, in the nature of liquidated damages, but not to exceed a total of five percent (5%) of the contract price, or five thousand dollars (\$5,000), whichever is less. Under public works contracts, if a subcontractor is in noncompliance, the City may recover liquidated damages from the prime Contractor in the manner described above. The preceding sentence shall not be construed to prohibit a prime Contractor from recovering the amount of such damage from the non-complying subcontractor.

Article VIII

The Contractor shall include the above provisions of this contract in every subcontract so that such provisions will be binding upon each subcontractor. The Contractor shall take such action with respect to any subcontractor as necessary to enforce such provisions, including sanctions provided for noncompliance.

Article IX

The Contractor shall allow the maximum feasible opportunity to small business enterprises to compete for any subcontracts entered into pursuant to this contract. (In federally funded contracts the terms "DBE, MBE and WBE" shall be substituted for the term "small business" in this Article.)

6. Substance Abuse Prevention Program Required. Prior to commencing work on the Contract, the Contractor, and any Subcontractor, shall have in place a written program for the prevention of substance abuse among its employees as required under Wis. Stat. Sec. 103.503.

2015 CAPITOL SQUARE NORTH PARKING GARAGE RELIGHTING
AND ELECTRICAL CONTROLS AND UPGRADE
CONTRACT NO. 7585

IN WITNESS WHEREOF, the Contractor has hereunto set his/her hand and seal and the City has caused these presents to be sealed with its corporate seal and to be subscribed by its Mayor and City Clerk the day and year first above written.

Countersigned:

Marcia Moe 10/28/15
Witness Date
MAN 10/28/15
Witness Date

FORWARD ELECTRIC, INC.

Company Name

President

Secretary

10/28/15
Date

10/28/15
Date

CITY OF MADISON, WISCONSIN

Provisions have been made to pay the liability that will accrue under this contract.

Dan Helmeduke
Finance Director

Signed this 14th day of December, 20 15

PA
Witness

John K. Phelps
Witness

Approved as to form:

W. P. Mo
City Attorney

Mayor

City Clerk

Paul G. 12-14-15
Date

Lauren N. Schmidt for 11-23-15
Date

SECTION 1: PAYMENT AND PERFORMANCE BOND

KNOW ALL MEN BY THESE PRESENTS, that we **FORWARD ELECTRIC, INC.** as principal, and

The Ohio Casualty Insurance Company

Company of Keene, New Hampshire as surety, are held and firmly bound unto the City of Madison, Wisconsin, in the sum of **THREE HUNDRED NINETY-SEVEN THOUSAND SIX HUNDRED TWENTY-ONE (\$397,621.00)** Dollars, lawful money of the United States, for the payment of which sum to the City of Madison, we hereby bind ourselves and our respective executors and administrators firmly by these presents.

The condition of this Bond is such that if the above bounden shall on his/her part fully and faithfully perform all of the terms of the Contract entered into between him/herself and the City of Madison for the construction of:

2015 CAPITOL SQUARE NORTH PARKING GARAGE RELIGHTING AND ELECTRICAL CONTROLS AND UPGRADE CONTRACT NO. 7585

in Madison, Wisconsin, and shall pay all claims for labor performed and material furnished in the prosecution of said work, and save the City harmless from all claims for damages because of negligence in the prosecution of said work, and shall save harmless the said City from all claims for compensation (under Chapter 102, Wisconsin Statutes) of employees and employees of subcontractor, then this Bond is to be void, otherwise of full force, virtue and effect.

Signed and sealed this 18th day of November

Countersigned:

Marcia Moe
Witness

[Signature]
Secretary

Approved as to form:

[Signature]
City Attorney

FORWARD ELECTRIC, INC.

Company Name (Principal)

[Signature]
President

No Seal
Seal

The Ohio Casualty Insurance Company

Surety

Seal

☒ Salary Employee ☐ Commission

By

Connie Eastland
Attorney-in-Fact Connie Eastland

This certifies that I have been duly licensed as an agent for the above company in Wisconsin under License No. 02321272 for the year 20 15, and appointed as attorney-in-fact with authority to execute this payment and performance bond which power of attorney has not been revoked.

November 18, 2015

Date

Connie Eastland
Agent Signature

THIS POWER OF ATTORNEY IS NOT VALID UNLESS IT IS PRINTED ON RED BACKGROUND.

This Power of Attorney limits the acts of those named herein, and they have no authority to bind the Company except in the manner and to the extent herein stated.

Certificate No. 6613264

American Fire and Casualty Company
The Ohio Casualty Insurance Company

Liberty Mutual Insurance Company
West American Insurance Company

POWER OF ATTORNEY

KNOWN ALL PERSONS BY THESE PRESENTS: That American Fire & Casualty Company and The Ohio Casualty Insurance Company are corporations duly organized under the laws of the State of New Hampshire, that Liberty Mutual Insurance Company is a corporation duly organized under the laws of the State of Massachusetts, and West American Insurance Company is a corporation duly organized under the laws of the State of Indiana (herein collectively called the "Companies"), pursuant to and by authority herein set forth, does hereby name, constitute and appoint, Connie S. Easland; Louis R. Marino; Richard A. Hagen; Timothy A. Draxler

all of the city of MADISON, state of WI each individually if there be more than one named, its true and lawful attorney-in-fact to make, execute, seal, acknowledge and deliver, for and on its behalf as surety and as its act and deed, any and all undertakings, bonds, recognizances and other surety obligations, in pursuance of these presents and shall be as binding upon the Companies as if they have been duly signed by the president and attested by the secretary of the Companies in their own proper persons.

IN WITNESS WHEREOF, this Power of Attorney has been subscribed by an authorized officer or official of the Companies and the corporate seals of the Companies have been affixed thereto this 16th day of June, 2014.



American Fire and Casualty Company
The Ohio Casualty Insurance Company
Liberty Mutual Insurance Company
West American Insurance Company

By: David M. Carey
David M. Carey, Assistant Secretary

STATE OF PENNSYLVANIA ss
COUNTY OF MONTGOMERY

On this 16th day of June, 2014, before me personally appeared David M. Carey, who acknowledged himself to be the Assistant Secretary of American Fire and Casualty Company, Liberty Mutual Insurance Company, The Ohio Casualty Insurance Company, and West American Insurance Company, and that he, as such, being authorized so to do, execute the foregoing instrument for the purposes therein contained by signing on behalf of the corporations by himself as a duly authorized officer.

IN WITNESS WHEREOF, I have hereunto subscribed my name and affixed my notarial seal at Plymouth Meeting, Pennsylvania, on the day and year first above written.



Notarial Seal
Teresa Pastella, Notary Public
Plymouth Twp., Montgomery County
My Commission Expires March 28, 2017
Member, Pennsylvania Association of Notaries

By: Teresa Pastella
Teresa Pastella, Notary Public

This Power of Attorney is made and executed pursuant to and by authority of the following By-laws and Authorizations of American Fire and Casualty Company, The Ohio Casualty Insurance Company, Liberty Mutual Insurance Company, and West American Insurance Company which resolutions are now in full force and effect reading as follows:

ARTICLE IV – OFFICERS – Section 12. Power of Attorney. Any officer or other official of the Corporation authorized for that purpose in writing by the Chairman or the President, and subject to such limitation as the Chairman or the President may prescribe, shall appoint such attorneys-in-fact, as may be necessary to act in behalf of the Corporation to make, execute, seal, acknowledge and deliver as surety any and all undertakings, bonds, recognizances and other surety obligations. Such attorneys-in-fact, subject to the limitations set forth in their respective powers of attorney, shall have full power to bind the Corporation by their signature and execution of any such instruments and to attach thereto the seal of the Corporation. When so executed, such instruments shall be as binding as if signed by the President and attested to by the Secretary. Any power or authority granted to any representative or attorney-in-fact under the provisions of this article may be revoked at any time by the Board, the Chairman, the President or by the officer or officers granting such power or authority.

ARTICLE XIII – Execution of Contracts – SECTION 5. Surety Bonds and Undertakings. Any officer of the Company authorized for that purpose in writing by the chairman or the president, and subject to such limitations as the chairman or the president may prescribe, shall appoint such attorneys-in-fact, as may be necessary to act in behalf of the Company to make, execute, seal, acknowledge and deliver as surety any and all undertakings, bonds, recognizances and other surety obligations. Such attorneys-in-fact subject to the limitations set forth in their respective powers of attorney, shall have full power to bind the Company by their signature and execution of any such instruments and to attach thereto the seal of the Company. When so executed such instruments shall be as binding as if signed by the president and attested by the secretary.

Certificate of Designation – The President of the Company, acting pursuant to the Bylaws of the Company, authorizes David M. Carey, Assistant Secretary to appoint such attorneys-in-fact as may be necessary to act on behalf of the Company to make, execute, seal, acknowledge and deliver as surety any and all undertakings, bonds, recognizances and other surety obligations.

Authorization – By unanimous consent of the Company's Board of Directors, the Company consents that facsimile or mechanically reproduced signature of any assistant secretary of the Company, wherever appearing upon a certified copy of any power of attorney issued by the Company in connection with surety bonds, shall be valid and binding upon the Company with the same force and effect as though manually affixed.

I, Gregory W. Davenport, the undersigned, Assistant Secretary, of American Fire and Casualty Company, The Ohio Casualty Insurance Company, Liberty Mutual Insurance Company, and West American Insurance Company do hereby certify that the original power of attorney of which the foregoing is a full, true and correct copy of the Power of Attorney executed by said Companies, is in full force and effect and has not been revoked.

IN TESTIMONY WHEREOF, I have hereunto set my hand and affixed the seals of said Companies this 18th day of November, 2015.



By: Gregory W. Davenport
Gregory W. Davenport, Assistant Secretary

Not valid for mortgage, note, loan, letter of credit, currency rate, interest rate or residual value guarantees.

To confirm the validity of this Power of Attorney call 1-610-832-8240 between 9:00 am and 4:30 pm EST on any business day.

PREVAILING WAGE RATE DETERMINATION

Issued by the State of Wisconsin
Department of Workforce Development
Pursuant to s. 66.0903, Wis. Stats.
Issued On: 1/7/2015

DETERMINATION NUMBER: 201500014

EXPIRATION DATE: Prime Contracts MUST Be Awarded or Negotiated On Or Before 12/31/2015. If NOT, You MUST Reapply.

PROJECT NAME: ALL PUBLIC WORKS PROJECTS UNDER SEC. 66.0903, STATS-CITY OF MADISON

PROJECT LOCATION: MADISON CITY, DANE COUNTY, WI

CONTRACTING AGENCY: CITY OF MADISON - ENGINEERING

CLASSIFICATION:	Contractors are responsible for correctly classifying their workers. Either call the Department of Workforce Development (DWD) with trade or classification questions or consult DWD's Dictionary of Occupational Classifications & Work Descriptions on the DWD website at: dwd.wisconsin.gov/er/prevailing_wage_rate/Dictionary/dictionary_main.htm .
OVERTIME:	<p>Time and one-half must be paid for all hours worked:</p> <ul style="list-style-type: none">- over 10 hours per day on prevailing wage projects- over 40 hours per calendar week- Saturday and Sunday- on all of the following holidays: January 1; the last Monday in May; July 4; the 1st Monday in September; the 4th Thursday in November; December 25;- The day before if January 1, July 4 or December 25 falls on a Saturday;- The day following if January 1, July 4 or December 25 falls on a Sunday. <p>Apply the time and one-half overtime calculation to whichever is higher between the Hourly Basic Rate listed on this project determination or the employee's regular hourly rate of pay. Add any applicable Premium or DOT Premium to the Hourly Basic Rate before calculating overtime.</p> <p>A DOT Premium (discussed below) may supersede this time and one-half requirement.</p>
FUTURE INCREASE:	When a specific trade or occupation requires a future increase, you MUST add the full hourly increase to the "TOTAL" on the effective date(s) indicated for the specific trade or occupation.
PREMIUM PAY:	If indicated for a specific trade or occupation, the full amount of such pay MUST be added to the "HOURLY BASIC RATE OF PAY" indicated for such trade or occupation, whenever such pay is applicable.
DOT PREMIUM:	This premium only applies to highway and bridge projects owned by the Wisconsin Department of Transportation and to the project type heading "Airport Pavement or State Highway Construction." DO NOT apply the premium calculation under any other project type on this determination.
APPRENTICES:	Pay apprentices a percentage of the applicable journey person's hourly basic rate of pay and hourly fringe benefit contributions specified in this determination. Obtain the appropriate percentage from each apprentice's contract or indenture.
SUBJOURNEY:	Subjourney wage rates may be available for some of the trades or occupations indicated below with the exception of laborers, truck drivers and heavy equipment operators. Any employer interested in using a subjourney classification on this project MUST complete Form ERD-10880 and request the applicable wage rate from the Department of Workforce Development PRIOR to using the subjourney worker on this project.

This document **MUST BE POSTED** by the **CONTRACTING AGENCY** in at least one conspicuous and easily accessible place **on the site of the project**. A local governmental unit may post this document at the place normally used to post public notices if there is no common site on the project. This document **MUST** remain posted during the entire time any worker is employed on the project and **MUST** be physically incorporated into the specifications and all contracts and subcontracts. If you have any questions, please write to the Equal Rights Division, Labor Standards Bureau, P.O. Box 8928, Madison, Wisconsin 53708 or call (608) 266-6861.

The following statutory provisions apply to local governmental unit projects of public works and are set forth below pursuant to the requirements of s. 66.0903(8), Stats.

s. 66.0903 (1) (f) & s. 103.49 (1) (c) "PREVAILING HOURS OF LABOR" for any trade or occupation in any area means 10 hours per day and 40 hours per week and may not include any hours worked on a Saturday or Sunday or on any of the following holidays:

1. January 1.
2. The last Monday in May.
3. July 4.
4. The first Monday in September.
5. The 4th Thursday in November.
6. December 25.
7. The day before if January 1, July 4 or December 25 falls on a Saturday.
8. The day following if January 1, July 4 or December 25 falls on a Sunday.

s. 66.0903 (10) RECORDS; INSPECTION; ENFORCEMENT.

(a) Each contractor, subcontractor, or contractor's or subcontractor's agent performing work on a project of public works that is subject to this section shall keep full and accurate records clearly indicating the name and trade or occupation of every person performing the work described in sub. (4) and an accurate record of the number of hours worked by each of those persons and the actual wages paid for the hours worked.

s. 66.0903 (11) LIABILITY AND PENALTIES.

- (a) 1. Any contractor, subcontractor, or contractor's or subcontractor's agent who fails to pay the prevailing wage rate determined by the department under sub. (3) or who pays less than 1.5 times the hourly basic rate of pay for all hours worked in excess of the prevailing hours of labor is liable to any affected employee in the amount of his or her unpaid wages or his or her unpaid overtime compensation and in an additional amount as liquidated damages as provided under subd. 2., 3., whichever is applicable.
2. If the department determines upon inspection under sub. (10) (b) or (c) that a contractor, subcontractor, or contractor's or subcontractor's agent has failed to pay the prevailing wage rate determined by the department under sub. (3) or has paid less than 1.5 times the hourly basic rate of pay for all hours worked in excess of the prevailing hours of labor, the department shall order the contractor to pay to any affected employee the amount of his or her unpaid wages or his or her unpaid overtime compensation and an additional amount equal to 100 percent of the amount of those unpaid wages or that unpaid overtime compensation as liquidated damages within a period specified by the department in the order.
3. In addition to or in lieu of recovering the liability specified in subd. 1. as provided in subd. 2., any employee for and in behalf of that employee and other employees similarly situated may commence an action to recover that liability in any court of competent jurisdiction. If the court finds that a contractor, subcontractor, or contractor's or subcontractor's agent has failed to pay the prevailing wage rate determined by the department under sub. (3) or has paid less than 1.5 times the hourly basic rate of pay for all hours worked in excess of the prevailing hours of labor, the court shall order the contractor, subcontractor, or agent to pay to any affected employee the amount of his or her unpaid wages or his or her unpaid overtime compensation and an additional amount equal to 100 percent of the amount of those unpaid wages or that unpaid overtime compensation as liquidated damages.
5. No employee may be a party plaintiff to an action under subd. 3. unless the employee consents in writing to become a party and the consent is filed in the court in which the action is brought. Notwithstanding s. 814.04 (1), the court shall, in addition to any judgment awarded to the plaintiff, allow reasonable attorney fees and costs to be paid by the defendant.

BUILDING OR HEAVY CONSTRUCTION

Includes sheltered enclosures with walk-in access for the purpose of housing persons, employees, machinery, equipment or supplies and non-sheltered work such as canals, dams, dikes, reservoirs, storage tanks, etc. A sheltered enclosure need not be "habitable" in order to be considered a building. The installation of machinery and/or equipment, both above and below grade level, does not change a project's character as a building. On-site grading, utility work and landscaping are included within this definition. Residential buildings of four (4) stories or less, agricultural buildings, parking lots and driveways are NOT included within this definition.

SKILLED TRADES

Fringe Benefits Must Be Paid On <u>All</u> Hours Worked		HOURLY BASIC RATE OF PAY	HOURLY FRINGE BENEFITS	TOTAL
CODE	TRADE OR OCCUPATION	\$	\$	\$
101	Acoustic Ceiling Tile Installer Future Increase(s): Add \$1.42/hr on 6/1/2015; Add \$1.42/hr on 6/1/2016.	32.72	16.00	48.72
102	Boilermaker Future Increase(s): Add \$1.50/hr. on 01/01/2016	33.35	28.24	61.59
103	Bricklayer, Blocklayer or Stonemason Future Increase(s): Add \$1.40 on 06/01/2015; Add \$1.45 on 06/06/2016 Premium Increase(s): DOT PREMIUM: Pay two times the hourly basic rate on Sunday, New Year's Day, Memorial Day, Independence Day, Labor Day, Thanksgiving Day & Christmas Day.	32.82	18.66	51.48
104	Cabinet Installer Future Increase(s): Add \$1.42/hr on 6/1/2015; Add \$1.42/hr on 6/1/2016.	32.72	16.00	48.72
105	Carpenter Future Increase(s): Add \$1.42/hr on 6/1/2015; Add \$1.42/hr on 6/1/2016. Premium Increase(s): DOT PREMIUM: Pay two times the hourly basic rate on Sunday, New Year's Day, Memorial Day, Independence Day, Labor Day, Thanksgiving Day & Christmas Day.	32.72	16.00	48.72
106	Carpet Layer or Soft Floor Coverer Future Increase(s): Add \$1.42/hr on 6/1/2015; Add \$1.42/hr on 6/1/2016.	32.72	16.00	48.72
107	Cement Finisher	31.98	12.04	44.02
108	Drywall Taper or Finisher	26.05	18.23	44.28
109	Electrician Future Increase(s): Add \$1.20/hr on 6/1/15; Add \$1.25/hr on 6/1/16. Premium Increase(s): DOT PREMIUM: Pay two times the hourly basic rate on Sunday, New Year's Day, Memorial Day, Independence Day, Labor Day, Thanksgiving Day & Christmas Day.	34.82	19.67	54.49
110	Elevator Constructor	43.84	27.09	70.93

Fringe Benefits Must Be Paid On <u>All</u> Hours Worked				
<u>CODE</u>	<u>TRADE OR OCCUPATION</u>	<u>HOURLY BASIC RATE OF PAY</u> \$	<u>HOURLY FRINGE BENEFITS</u> \$	<u>TOTAL</u> \$
111	Fence Erector	18.00	6.09	24.09
112	Fire Sprinkler Fitter	36.79	18.81	55.60
113	Glazier Future Increase(s): Add \$.75/hr eff. 06/01/2015; Add \$.90/hr eff. 06/01/2016	37.07	14.42	51.49
114	Heat or Frost Insulator	33.43	25.81	59.24
115	Insulator (Batt or Blown) Future Increase(s): Add \$1.42/hr on 6/1/2015; Add \$1.42/hr on 6/1/2016.	32.72	16.00	48.72
116	Ironworker	31.50	20.01	51.51
117	Lather	31.40	15.90	47.30
118	Line Constructor (Electrical)	39.50	17.73	57.23
119	Marble Finisher	16.25	2.32	18.57
120	Marble Mason	32.09	18.04	50.13
121	Metal Building Erector	19.05	8.08	27.13
122	Millwright Future Increase(s): Add \$1.47/hr on 6/1/2015; Add \$1.47/hr on 6/1/2016.	34.44	16.07	50.51
123	Overhead Door Installer	27.46	1.98	29.44
124	Painter	25.75	16.60	42.35
125	Pavement Marking Operator	30.10	17.34	47.44
126	Piledriver Future Increase(s): Add \$1.50/hr on 6/1/2015; Add \$1.60/hr on 6/1/2016. Premium Increase(s): Add \$.65/hr for Piledriver Loftsmen; Add \$.75/hr for Sheet Piling Loftsmen. DOT PREMIUM: Pay two times the hourly basic rate on Sunday, New Year's Day, Memorial Day, Independence Day, Labor Day, Thanksgiving Day & Christmas Day.	30.11	26.51	56.62
127	Pipeline Fuser or Welder (Gas or Utility)	30.83	20.89	51.72
129	Plasterer Future Increase(s): Add \$1.56 on 06/01/2015; Add \$1.61 on 06/01/2016; Add \$1.66 on 06/01/2017	32.65	19.36	52.01
130	Plumber Future Increase(s): Add \$1.80 on 6/1/15	37.57	17.47	55.04

Fringe Benefits Must Be Paid On <u>All</u> Hours Worked				
<u>CODE</u>	<u>TRADE OR OCCUPATION</u>	<u>HOURLY BASIC RATE OF PAY</u>	<u>HOURLY FRINGE BENEFITS</u>	<u>TOTAL</u>
		\$	\$	\$
132	Refrigeration Mechanic Future Increase(s): Add \$1.80 on 6/1/15	44.20	18.26	62.46
133	Roofer or Waterproofer	29.40	11.31	40.71
134	Sheet Metal Worker	34.45	22.54	56.99
135	Steamfitter Future Increase(s): Add \$1.80/hr on 6/1/15.	44.20	18.26	62.46
137	Teledata Technician or Installer Premium Increase(s): DOT PREMIUM: Pay two times the hourly basic rate on Sunday, New Year's Day, Memorial Day, Independence Day, Labor Day, Thanksgiving Day & Christmas Day.	22.50	12.74	35.24
138	Temperature Control Installer	42.95	15.04	57.99
139	Terrazzo Finisher	16.25	2.32	18.57
140	Terrazzo Mechanic	31.18	17.35	48.53
141	Tile Finisher	23.85	17.18	41.03
142	Tile Setter	29.81	17.18	46.99
143	Tuckpointer, Caulker or Cleaner	23.60	7.10	30.70
144	Underwater Diver (Except on Great Lakes)	35.40	15.90	51.30
146	Well Driller or Pump Installer	25.32	15.65	40.97
147	Siding Installer	36.17	19.44	55.61
150	Heavy Equipment Operator - ELECTRICAL LINE CONSTRUCTION ONLY	30.16	15.11	45.27
151	Light Equipment Operator -ELECTRICAL LINE CONSTRUCTION ONLY	31.60	26.76	58.36
152	Heavy Truck Driver - ELECTRICAL LINE CONSTRUCTION ONLY	27.65	14.49	42.14
153	Light Truck Driver - ELECTRICAL LINE CONSTRUCTION ONLY	27.83	15.01	42.84
154	Groundman - ELECTRICAL LINE CONSTRUCTION ONLY	21.90	9.83	31.73

TRUCK DRIVERS

Fringe Benefits Must Be Paid On <u>All</u> Hours Worked				
<u>CODE</u>	<u>TRADE OR OCCUPATION</u>	<u>HOURLY BASIC RATE OF PAY</u>	<u>HOURLY FRINGE BENEFITS</u>	<u>TOTAL</u>
		\$	\$	\$
201	Single Axle or Two Axle	32.89	18.96	51.85
203	Three or More Axle	18.00	21.99	39.99

Fringe Benefits Must Be Paid On <u>All</u> Hours Worked		HOURLY BASIC RATE OF PAY	HOURLY FRINGE BENEFITS	TOTAL
<u>CODE</u>	<u>TRADE OR OCCUPATION</u>	\$	\$	\$
204	Articulated, Euclid, Dumptor, Off Road Material Hauler Future Increase(s): Add \$1.60/hr on 6/2/2015; Add \$1.60/hr on 6/3/2016.	33.69	19.78	53.47
205	Pavement Marking Vehicle	20.85	11.02	31.87
207	Truck Mechanic	18.00	21.99	39.99

LABORERS

Fringe Benefits Must Be Paid On <u>All</u> Hours Worked		HOURLY BASIC RATE OF PAY	HOURLY FRINGE BENEFITS	TOTAL
CODE	TRADE OR OCCUPATION	\$	\$	\$
301	General Laborer Future Increase(s): Add \$1.35/hr eff. 06/01/2015; Add \$1.25/hr eff. 06/06/2016 Premium Increase(s): Add \$1.00/hr for certified welder; Add \$.25/hr for mason tender	24.97	15.12	40.09
302	Asbestos Abatement Worker	18.00	9.58	27.58
303	Landscaper	18.75	10.26	29.01
310	Gas or Utility Pipeline Laborer (Other Than Sewer and Water)	21.55	14.14	35.69
311	Fiber Optic Laborer (Outside, Other Than Concrete Encased) Premium Increase(s): DOT PREMIUMS: Pay two times the hourly basic rate on New Year's Day, Memorial Day, Independence Day, Labor Day, Thanksgiving Day & Christmas Day.	18.82	14.16	32.98
314	Railroad Track Laborer	14.50	5.29	19.79
315	Final Construction Clean-Up Worker Future Increase(s): Add \$1.35/hr eff. 06/01/2015; Add \$1.25/hr eff. 06/06/2016	24.97	15.12	40.09

**HEAVY EQUIPMENT OPERATORS
SITE PREPARATION, UTILITY OR LANDSCAPING WORK ONLY**

Fringe Benefits Must Be Paid On <u>All</u> Hours Worked				
<u>CODE</u>	<u>TRADE OR OCCUPATION</u>	<u>HOURLY BASIC RATE OF PAY</u> \$	<u>HOURLY FRINGE BENEFITS</u> \$	<u>TOTAL</u> \$
501	Air Track, Rotary or Percussion Drilling Machine &/or Hammers, Blaster; Asphalt Milling Machine; Boring Machine (Directional, Horizontal or Vertical); Backhoe (Track Type) Having a Mfg'r's Rated Capacity of 130,000 Lbs. or Over; Backhoe (Track Type) Having a Mfg'r's Rated Capacity of Under 130,000 Lbs., Backhoe (Mini, 15,000 Lbs. & Under); Bulldozer or Endloader (Over 40 hp); Compactor (Self-Propelled 85 Ft Total Drum Width & Over, or Tractor Mounted, Towed & Light Equipment); Concrete Batch Plant, Batch Hopper; Concrete Breaker (Large, Auto, Vibratory/Sonic, Manual or Remote); Crane, Shovel, Dragline, Clamshells; Forklift (Machinery Moving or Steel Erection, 25 Ft & Over); Gradall (Cruz-Aire Type); Grader or Motor Patrol; Master Mechanic; Mechanic or Welder; Robotic Tool Carrier (With or Without Attachments); Scraper (Self Propelled or Tractor Drawn) 5 cu yds or More Capacity; Tractor or Truck Mounted Hydraulic Backhoe; Tractor or Truck Mounted Hydraulic Crane (10 Tons or Under); Tractor (Scraper, Dozer, Pusher, Loader); Trencher (Wheel Type or Chain Type Having Over 8 Inch Bucket). Future Increase(s): Add \$1.60/hr on 6/2/2015; Add \$1.60/hr on 6/3/2016.	33.69	19.78	53.47
502	Backfiller; Broom or Sweeper; Bulldozer or Endloader (Under 40 hp); Environmental Burner; Forestry Equipment, Timbco, Tree Shear, Tub Grinder, Processor; Jeep Digger; Screed (Milling Machine); Skid Rig; Straddle Carrier or Travel Lift; Stump Chipper; Trencher (Wheel Type or Chain Type Having 8 Inch Bucket & Under). Future Increase(s): Add \$1.60/hr on 6/2/2015; Add \$1.60/hr on 6/3/2016.	33.69	19.78	53.47
503	Air Compressor (&/or 400 CFM or Over); Augers (Vertical & Horizontal); Compactor (Self-Propelled 84 Ft Total Drum Width & Under, or Tractor Mounted, Towed & Light Equipment); Crusher, Screening or Wash Plant; Farm or Industrial Type Tractor; Forklift; Generator (&/or 150 KW or Over); Greaser; High Pressure Utility Locating Machine (Daylighting Machine); Mulcher; Oiler; Post Hole Digger or Driver; Pump (3 Inch or Over) or Well Points; Refrigeration Plant or Freeze Machine; Rock, Stone Breaker; Skid Steer Loader (With or Without Attachments); Vibratory Hammer or Extractor, Power Pack. Future Increase(s): Add \$1.60/hr on 6/2/2015; Add \$1.60/hr on 6/3/2016.	31.62	19.78	51.40
504	Work Performed on the Great Lakes Including Diver; Wet Tender or Hydraulic Dredge Engineer.	41.65	21.71	63.36
505	Work Performed on the Great Lakes Including Crane or Backhoe Operator; Assistant Hydraulic Dredge Engineer; Hydraulic Dredge Leverman or Diver's Tender; Mechanic or Welder; 70 Ton & Over Tug Operator. Premium Increase(s): Add \$.50/hr for Friction Crane, Lattice Boom or Crane Certification (CCO).	41.65	21.71	63.36

Fringe Benefits Must Be Paid On <u>All</u> Hours Worked		HOURLY BASIC RATE OF PAY	HOURLY FRINGE BENEFITS	TOTAL
CODE	TRADE OR OCCUPATION	\$	\$	\$
506	Work Performed on the Great Lakes Including Deck Equipment Operator or Machineryman (Maintains Cranes Over 50 Tons or Backhoes 115,000 Lbs. or More); Tug, Launch or Loader, Dozer or Like Equipment When Operated on a Barge, Breakwater Wall, Slip, Dock or Scow, Deck Machinery.	35.72	17.85	53.57
507	Work Performed on the Great Lakes Including Deck Equipment Operator, Machineryman or Fireman (Operates 4 Units or More or Maintains Cranes 50 Tons or Under or Backhoes 115,000 Lbs. or Under); Deck Hand, Deck Engineer or Assistant Tug Operator; Off Road Trucks - Great Lakes ONLY.	35.46	20.40	55.86

**HEAVY EQUIPMENT OPERATORS
EXCLUDING SITE PREPARATION, UTILITY, PAVING LANDSCAPING WORK**

Fringe Benefits Must Be Paid On <u>All</u> Hours Worked		HOURLY BASIC RATE OF PAY	HOURLY FRINGE BENEFITS	TOTAL
CODE	TRADE OR OCCUPATION	\$	\$	\$
508	Boring Machine (Directional); Crane, Tower Crane, Pedestal Tower or Derrick, With or Without Attachments, With a Lifting Capacity of Over 100 Tons, Self-Erecting Tower Crane With a Lifting Capacity of Over 4,000 Lbs., Crane With Boom Dollies; Crane, Tower Crane, Pedestal Tower or Derrick, With Boom, Leads &/or Jib Lengths Measuring 176 Ft or Over; Master Mechanic. Future Increase(s): Add \$1.60/hr on 6/2/2015; Add \$1.60/hr on 6/3/2016. Premium Increase(s): Add \$.50/hr for >200 Ton; Add \$1/hr at 300 Ton; Add \$1.50/hr at 400 Ton; Add \$2/hr at 500 Ton & Over.	36.67	19.78	56.45
509	Backhoe (Track Type) Having a Mfgr's Rated Capacity of 130,000 Lbs. or Over; Boring Machine (Horizontal or Vertical); Caisson Rig; Crane, Tower Crane, Portable Tower, Pedestal Tower or Derrick, With or Without Attachments, With a Lifting Capacity of 100 Tons or Under, Self-Erecting Tower Crane With A Lifting Capacity Of 4,000 Lbs. & Under; Crane, Tower Crane, Portable Tower, Pedestal Tower or Derrick, With Boom, Leads &/or Jib Lengths Measuring 175 Ft or Under; Pile Driver; Versi Lifts, Tri-Lifts & Gantrys (20,000 Lbs. & Over). Future Increase(s): Add \$1.60/hr on 6/2/2015; Add \$1.60/hr on 6/3/2016. Premium Increase(s): Add \$.25/hr for all >45 Ton lifting capacity cranes.	35.42	19.78	55.20
510	Backhoe (Track Type) Having a Mfgr.'s Rated Capacity of Under 130,000 Lbs., Backhoe (Mini, 15,000 Lbs. & Under); Concrete Bump Cutter, Grinder, Planing or Grooving Machine; Concrete Laser/Screed; Concrete Paver (Slipform); Concrete Pump (Over 46 Meter), Concrete Conveyor (Rotec or Bidwell Type); Concrete Slipform Placer Curb & Gutter Machine; Concrete Spreader & Distributor; Dredge (NOT Performing Work on the Great Lakes); Forklift (Machinery Moving or Steel Erection, 25 Ft & Over); Gradall (Cruz-Aire Type); Hydro-Blaster (10,000 PSI or Over); Milling Machine; Skid Rig; Traveling Crane (Bridge Type). Future Increase(s): Add \$1.60/hr on 6/2/2015; Add \$1.60/hr on 6/3/2016.	34.22	19.78	54.00

Fringe Benefits Must Be Paid On <u>All</u> Hours Worked		HOURLY BASIC RATE OF PAY	HOURLY FRINGE BENEFITS	TOTAL
CODE	TRADE OR OCCUPATION	\$	\$	\$
511	Air, Track, Rotary or Percussion Drilling Machine &/or Hammers, Blaster; Bulldozer or Endloader (Over 40 hp); Compactor (Self-Propelled 85 Ft Total Drum Width & Over, or Tractor Mounted, Towed & Light Equipment); Concrete Pump (46 Meter & Under), Concrete Conveyor (Rotec or Bidwell Type); Crane (Carry Deck, Mini) or Truck Mounted Hydraulic Crane (10 Tons or Under); Environmental Burner; Gantrys (Under 20,000 Lbs.); Grader or Motor Patrol; High Pressure Utility Locating Machine (Daylighting Machine); Manhoist; Material or Stack Hoist; Mechanic or Welder; Railroad Track Rail Leveling Machine, Tie Placer, Extractor, Tamper, Stone Leveler or Rehabilitation Equipment; Roller (Over 5 Ton); Scraper (Self Propelled or Tractor Drawn) 5 cu yd or More Capacity; Screed (Milling Machine); Sideboom; Straddle Carrier or Travel Lift; Tining or Curing Machine; Tractor (Scraper, Dozer, Pusher, Loader); Tractor or Truck Mounted Hydraulic Backhoe; Tractor or Truck Mounted Hydraulic Crane (10 Tons or Under); Trencher (Wheel Type or Chain Type Having Over 8-Inch Bucket). Future Increase(s): Add \$1.60/hr on 6/2/2015; Add \$1.60/hr on 6/3/2016.	33.69	19.78	53.47
512	Backfiller; Broom or Sweeper; Bulldozer or Endloader (Under 40 hp); Compactor (Self-Propelled 84 Ft Total Drum Width & Under, or Tractor Mounted, Towed & Light Equipment); Concrete Batch Plant, Batch Hopper; Concrete Breaker (Large, Auto, Vibratory/Sonic, Manual or Remote); Concrete Conveyor System; Concrete Finishing Machine (Road Type); Fireman (Pile Driver & Derrick NOT Performing Work on the Great Lakes); Grout Pump; Hoist (Tugger, Automatic); Industrial Locomotives; Jeep Digger; Lift Slab Machine; Mulcher; Roller (Rubber Tire, 5 Ton or Under); Screw or Gypsum Pumps; Stabilizing or Concrete Mixer (Self-Propelled or 14S or Over); Stump Chipper; Trencher (Wheel Type or Chain Type Having 8-Inch Bucket & Under); Winches & A-Frames. Future Increase(s): Add \$1.60/hr on 6/2/2015; Add \$1.60/hr on 6/3/2016.	31.62	19.78	51.40
513	Air Compressor (&/or 400 CFM or Over); Air, Electric or Hydraulic Jacking System; Augers (Vertical & Horizontal); Boatmen (NOT Performing Work on the Great Lakes); Boiler (Temporary Heat); Crusher, Screening or Wash Plant; Elevator; Farm or Industrial Type Tractor; Fireman (Asphalt Plant NOT Performing Work on the Great Lakes); Forklift; Generator (&/or 150 KW or Over); Greaser; Heaters (Mechanical); Loading Machine (Conveyor); Oiler; Post Hole Digger or Driver; Prestress Machine; Pump (3 Inch or Over) or Well Points; Refrigeration Plant or Freeze Machine; Robotic Tool Carrier (With or Without Attachments); Rock, Stone Breaker; Skid Steer Loader (With or Without Attachments); Vibratory Hammer or Extractor, Power Pack. Future Increase(s): Add \$1.60/hr on 6/2/2015; Add \$1.60/hr on 6/3/2016.	30.99	19.78	50.77
514	Gas or Utility Pipeline, Except Sewer & Water (Primary Equipment). Future Increase(s): Add \$1/hr on 6/1/2015; Add \$1/hr on 5/30/2016.	36.34	22.14	58.48
515	Gas or Utility Pipeline, Except Sewer & Water (Secondary Equipment). Future Increase(s): Add \$1.65/hr on 6/1/2015.	33.12	19.35	52.47
516	Fiber Optic Cable Equipment	28.89	17.95	46.84

SEWER, WATER OR TUNNEL CONSTRUCTION

Includes those projects that primarily involve public sewer or water distribution, transmission or collection systems and related tunnel work (excluding buildings).

SKILLED TRADES

Fringe Benefits Must Be Paid On <u>All</u> Hours Worked		HOURLY BASIC RATE OF PAY	HOURLY FRINGE BENEFITS	TOTAL
CODE	TRADE OR OCCUPATION	\$	\$	\$
103	Bricklayer, Blocklayer or Stonemason	32.09	18.04	50.13
105	Carpenter Future Increase(s): Add \$1.50/hr on 6/1/2015; Add \$1.65/hr on 6/1/2016. Premium Increase(s): DOT PREMIUM: Pay two times the hourly basic rate on Sunday, New Year's Day, Memorial Day, Independence Day, Labor Day, Thanksgiving Day & Christmas Day.	34.13	20.61	54.74
107	Cement Finisher Future Increase(s): Add \$1.87 on 6/1/15; Add \$1.75 on 6/1/16. Premium Increase(s): DOT PREMIUMS: 1) Pay two times the hourly basic rate on Sunday, New Year's Day, Memorial Day, Independence Day, Labor Day, Thanksgiving Day & Christmas Day. 2) Add \$1.40/hr when the Wisconsin Department of Transportation or responsible governing agency requires that work be performed at night under artificial illumination with traffic control and the work is completed after sunset and before sunrise.	35.18	16.78	51.96
109	Electrician Premium Increase(s): DOT PREMIUM: Pay two times the hourly basic rate on Sunday, New Year's Day, Memorial Day, Independence Day, Labor Day, Thanksgiving Day & Christmas Day.	33.93	22.77	56.70
111	Fence Erector	18.00	6.09	24.09
116	Ironworker	31.50	20.01	51.51
118	Line Constructor (Electrical)	39.50	17.73	57.23
125	Pavement Marking Operator	30.10	17.34	47.44
126	Piledriver	29.56	25.71	55.27
130	Plumber	21.50	0.00	21.50
135	Steamfitter	42.95	17.81	60.76
137	Teledata Technician or Installer	22.25	12.24	34.49
143	Tuckpointer, Caulker or Cleaner	23.60	7.10	30.70
144	Underwater Diver (Except on Great Lakes)	35.40	15.90	51.30

Fringe Benefits Must Be Paid On <u>All</u> Hours Worked				
<u>CODE</u>	<u>TRADE OR OCCUPATION</u>	<u>HOURLY BASIC RATE OF PAY</u>	<u>HOURLY FRINGE BENEFITS</u>	<u>TOTAL</u>
		\$	\$	\$
146	Well Driller or Pump Installer	25.32	15.65	40.97
150	Heavy Equipment Operator - ELECTRICAL LINE CONSTRUCTION ONLY	35.55	15.57	51.12
151	Light Equipment Operator -ELECTRICAL LINE CONSTRUCTION ONLY	31.60	15.19	46.79
152	Heavy Truck Driver - ELECTRICAL LINE CONSTRUCTION ONLY	27.65	13.44	41.09
153	Light Truck Driver - ELECTRICAL LINE CONSTRUCTION ONLY	25.68	13.28	38.96
154	Groundman - ELECTRICAL LINE CONSTRUCTION ONLY	21.75	12.97	34.72
TRUCK DRIVERS				

Fringe Benefits Must Be Paid On <u>All</u> Hours Worked				
<u>CODE</u>	<u>TRADE OR OCCUPATION</u>	<u>HOURLY BASIC RATE OF PAY</u>	<u>HOURLY FRINGE BENEFITS</u>	<u>TOTAL</u>
		\$	\$	\$
201	Single Axle or Two Axle Future Increase(s): Add \$1.15/hr on 6/1/2015. Premium Increase(s): DOT PREMIUM: Pay two times the hourly basic rate on Sunday, New Year's Day, Memorial Day, Independence Day, Labor Day, Thanksgiving Day & Christmas Day.	25.18	18.31	43.49
203	Three or More Axle	19.50	4.97	24.47
204	Articulated, Euclid, Dumptor, Off Road Material Hauler	32.89	18.96	51.85
205	Pavement Marking Vehicle	20.85	11.02	31.87
207	Truck Mechanic	19.50	4.97	24.47
LABORERS				

Fringe Benefits Must Be Paid On <u>All</u> Hours Worked				
<u>CODE</u>	<u>TRADE OR OCCUPATION</u>	<u>HOURLY BASIC RATE OF PAY</u>	<u>HOURLY FRINGE BENEFITS</u>	<u>TOTAL</u>
		\$	\$	\$
301	General Laborer Future Increase(s): Add \$1.35/hr eff. 06/01/2015; Add \$1.25/hr eff. 06/06/2016 Premium Increase(s): Add \$.20 for blaster, bracer, manhole builder, caulker, bottomman and power tool; Add \$.55 for pipelayer; Add \$1.00 for tunnel work 0-15 lbs. compressed air; Add \$2.00 for over 15-30 lbs. compressed air; Add \$3.00 for over 30 lbs. compressed air.	26.34	15.13	41.47
303	Landscaper	39.43	0.00	39.43

Fringe Benefits Must Be Paid On <u>All</u> Hours Worked		HOURLY BASIC RATE OF PAY	HOURLY FRINGE BENEFITS	TOTAL
<u>CODE</u>	<u>TRADE OR OCCUPATION</u>	\$	\$	\$
304	Flagperson or Traffic Control Person	31.95	0.00	31.95
311	Fiber Optic Laborer (Outside, Other Than Concrete Encased)	18.33	13.65	31.98
314	Railroad Track Laborer	14.50	5.29	19.79
HEAVY EQUIPMENT OPERATORS SEWER, WATER OR TUNNEL WORK				

Fringe Benefits Must Be Paid On <u>All</u> Hours Worked		HOURLY BASIC RATE OF PAY	HOURLY FRINGE BENEFITS	TOTAL
<u>CODE</u>	<u>TRADE OR OCCUPATION</u>	\$	\$	\$
521	Backhoe (Track Type) Having a Mfr.'s Rated Capacity of 130,000 Lbs. or Over; Caisson Rig; Crane, Tower Crane, Pedestal Tower or Derrick, With Boom, Leads &/or Jib Lengths Measuring 176 Ft or Over; Crane, Tower Crane, Pedestal Tower or Derrick, With or Without Attachments, With a Lifting Capacity of Over 100 Tons, Self-Erecting Tower Crane With a Lifting Capacity Of Over 4,000 Lbs., Crane With Boom Dollies; Master Mechanic; Pile Driver. Future Increase(s): Add \$1.55/hr on 6/1/2015. Premium Increase(s): Add \$.25/hr for operating tower crane.	37.24	20.10	57.34
522	Backhoe (Track Type) Having a Mfr.'s Rated Capacity of Under 130,000 Lbs., Backhoe (Mini, 15,000 Lbs. & Under); Boring Machine (Directional); Concrete Bump Cutter, Grinder, Planing or Grooving Machine; Concrete Laser/Screed; Concrete Paver (Slipform); Concrete Pump (Over 46 Meter), Concrete Conveyor (Rotec or Bidwell Type); Concrete Spreader & Distributor; Crane, Tower Crane, Portable Tower, Pedestal Tower or Derrick, With Boom, Leads &/or Jib Lengths Measuring 175 Ft or Under; Crane, Tower Crane, Portable Tower, Pedestal Tower or Derrick, With or Without Attachments, With a Lifting Capacity of 100 Tons or Under, Self-Erecting Tower Crane With a Lifting Capacity of 4,000 Lbs. & Under; Dredge (NOT Performing Work on the Great Lakes); Milling Machine; Skid Rig; Telehandler; Traveling Crane (Bridge Type). Future Increase(s): Add \$1.60/hr on 6/2/2015; Add \$1.60/hr on 6/3/2016.	34.22	19.78	54.00
523	Air Track, Rotary or Percussion Drilling Machine &/or Hammers, Blaster; Boring Machine (Horizontal or Vertical); Bulldozer or Endloader (Over 40 hp); Crane (Carry Deck, Mini) or Truck Mounted Hydraulic Crane (10 Tons or Under); Concrete Pump (46 Meter & Under), Concrete Conveyor (Rotec or Bidwell Type); Concrete Slipform Placer Curb & Gutter Machine; Gradall (Cruz-Aire Type); Grader or Motor Patrol; Hydro-Blaster (10,000 PSI or Over); Manhoist; Material or Stack Hoist; Mechanic or Welder; Roller (Over 5 Ton); Scraper (Self Propelled or Tractor Drawn) 5 cu yd or More Capacity; Screed (Milling Machine); Sideboom; Straddle Carrier or Travel Lift; Tractor (Scraper, Dozer, Pusher, Loader); Tractor or Truck Mounted Hydraulic Backhoe; Tractor or Truck Mounted Hydraulic Crane (10 Tons or Under); Trencher (Wheel Type or Chain Type Having Over 8-Inch Bucket). Future Increase(s): Add \$1.60/hr on 6/2/2015; Add \$1.60/hr on 6/3/2016.	33.69	19.78	53.47

Fringe Benefits Must Be Paid On <u>All</u> Hours Worked		HOURLY BASIC RATE OF PAY	HOURLY FRINGE BENEFITS	TOTAL
CODE	TRADE OR OCCUPATION	\$	\$	\$
524	Backfiller; Broom or Sweeper; Bulldozer or Endloader (Under 40 hp); Compactor (Self-Propelled 85 Ft Total Drum Width & Over, or Tractor Mounted, Towed & Light Equipment); Concrete Batch Plant, Batch Hopper; Concrete Breaker (Large, Auto, Vibratory/Sonic, Manual or Remote); Concrete Conveyor System; Concrete Finishing Machine (Road Type); Environmental Burner; Fireman (Pile Driver & Derrick NOT Performing Work on the Great Lakes); Forestry Equipment, Timbco, Tree Shear, Tub Grinder, Processor; Hoist (Tugger, Automatic); Grout Pump; Jeep Digger; Lift Slab Machine; Mulcher; Power Subgrader; Pump (3 Inch or Over) or Well Points; Robotic Tool Carrier (With or Without Attachments); Roller (Rubber Tire, 5 Ton or Under); Screw or Gypsum Pumps; Stabilizing or Concrete Mixer (Self-Propelled or 14S or Over); Stump Chipper; Tining or Curing Machine; Trencher (Wheel Type or Chain Type Having 8-Inch Bucket & Under); Winches & A-Frames.	30.82	18.96	49.78
525	Air Compressor (&/or 400 CFM or Over); Air, Electric or Hydraulic Jacking System; Augers (Vertical & Horizontal); Compactor (Self-Propelled 84 Ft Total Drum Width & Under, or Tractor Mounted, Towed & Light Equipment); Crusher, Screening or Wash Plant; Farm or Industrial Type Tractor; Fireman (Asphalt Plant NOT Performing Work on the Great Lakes); Generator (&/or 150 KW or Over); Heaters (Mechanical); High Pressure Utility Locating Machine (Daylighting Machine); Loading Machine (Conveyor); Post Hole Digger or Driver; Refrigeration Plant or Freeze Machine; Rock, Stone Breaker; Skid Steer Loader (With or Without Attachments); Vibratory Hammer or Extractor, Power Pack.	30.69	18.46	49.15
526	Boiler (Temporary Heat); Forklift; Greaser; Oiler.	30.19	18.96	49.15
527	Work Performed on the Great Lakes Including Diver; Wet Tender or Hydraulic Dredge Engineer.	41.65	21.71	63.36
528	Work Performed on the Great Lakes Including 70 Ton & Over Tug Operator; Assistant Hydraulic Dredge Engineer; Crane or Backhoe Operator; Hydraulic Dredge Leverman or Diver's Tender; Mechanic or Welder.	41.65	21.71	63.36
529	Work Performed on the Great Lakes Including Deck Equipment Operator or Machineryman (Maintains Cranes Over 50 Tons or Backhoes 115,000 Lbs. or More); Tug, Launch or Loader, Dozer or Like Equipment When Operated on a Barge, Breakwater Wall, Slip, Dock or Scow, Deck Machinery.	35.72	17.85	53.57
530	Work Performed on the Great Lakes Including Deck Equipment Operator; Machineryman or Fireman (Operates 4 Units or More or Maintains Cranes 50 Tons or Under or Backhoes 115,000 Lbs. or Under), Deck Hand, Deck Engineer or Assistant Tug Operator; Off Road Trucks - Great Lakes ONLY.	35.46	20.40	55.86

AIRPORT PAVEMENT OR STATE HIGHWAY CONSTRUCTION

Includes all airport projects (excluding buildings) and all projects awarded by the Wisconsin Department of Transportation (excluding buildings).

SKILLED TRADES

Fringe Benefits Must Be Paid On <u>All</u> Hours Worked		HOURLY BASIC RATE OF PAY	HOURLY FRINGE BENEFITS	TOTAL
CODE	TRADE OR OCCUPATION	\$	\$	\$
103	Bricklayer, Blocklayer or Stonemason	32.09	18.04	50.13
105	Carpenter Future Increase(s): Add \$1.42/hr on 6/1/2015; Add \$1.42/hr on 6/1/2016. Premium Increase(s): DOT PREMIUM: Pay two times the hourly basic rate on Sunday, New Year's Day, Memorial Day, Independence Day, Labor Day, Thanksgiving Day & Christmas Day.	32.72	16.00	48.72
107	Cement Finisher Future Increase(s): Add \$1.87 on 6/1/15; Add \$1.75 on 6/1/16. Premium Increase(s): DOT PREMIUMS: 1) Pay two times the hourly basic rate on Sunday, New Year's Day, Memorial Day, Independence Day, Labor Day, Thanksgiving Day & Christmas Day. 2) Add \$1.40/hr when the Wisconsin Department of Transportation or responsible governing agency requires that work be performed at night under artificial illumination with traffic control and the work is completed after sunset and before sunrise.	35.18	16.78	51.96
109	Electrician Premium Increase(s): DOT PREMIUM: Pay two times the hourly basic rate on Sunday, New Year's Day, Memorial Day, Independence Day, Labor Day, Thanksgiving Day & Christmas Day.	33.93	22.77	56.70
111	Fence Erector	18.00	6.09	24.09
116	Ironworker	31.50	20.01	51.51
118	Line Constructor (Electrical)	39.50	17.73	57.23
124	Painter	26.65	13.10	39.75
125	Pavement Marking Operator	29.22	25.90	55.12
126	Piledriver Future Increase(s): Add \$1.44/hr on 6/1/2015; Add \$1.44/hr on 6/1/2016. Premium Increase(s): DOT PREMIUM: Pay two times the hourly basic rate on Sunday, New Year's Day, Memorial Day, Independence Day, Labor Day, Thanksgiving Day & Christmas Day.	33.24	16.00	49.24
133	Roofer or Waterproofer	29.40	11.31	40.71

Fringe Benefits Must Be Paid On All Hours Worked

CODE	<u>TRADE OR OCCUPATION</u>	<u>HOURLY BASIC RATE OF PAY</u> \$	<u>HOURLY FRINGE BENEFITS</u> \$	<u>TOTAL</u> \$
137	Teledata Technician or Installer	22.25	12.24	34.49
143	Tuckpointer, Caulker or Cleaner	23.60	7.10	30.70
144	Underwater Diver (Except on Great Lakes)	35.40	15.90	51.30
150	Heavy Equipment Operator - ELECTRICAL LINE CONSTRUCTION ONLY	35.55	15.57	51.12
151	Light Equipment Operator -ELECTRICAL LINE CONSTRUCTION ONLY	31.60	15.29	46.89
152	Heavy Truck Driver - ELECTRICAL LINE CONSTRUCTION ONLY	27.65	13.44	41.09
153	Light Truck Driver - ELECTRICAL LINE CONSTRUCTION ONLY	25.68	12.83	38.51
154	Groundman - ELECTRICAL LINE CONSTRUCTION ONLY	21.73	12.17	33.90

TRUCK DRIVERS**Fringe Benefits Must Be Paid On All Hours Worked**

CODE	<u>TRADE OR OCCUPATION</u>	<u>HOURLY BASIC RATE OF PAY</u> \$	<u>HOURLY FRINGE BENEFITS</u> \$	<u>TOTAL</u> \$
201	Single Axle or Two Axle Future Increase(s): Add \$1.15/hr on 6/1/2015. Premium Increase(s): DOT PREMIUM: Pay two times the hourly basic rate on Sunday, New Year's Day, Memorial Day, Independence Day, Labor Day, Thanksgiving Day & Christmas Day.	25.18	18.31	43.49
203	Three or More Axle Future Increase(s): Add \$1.15/hr on 6/1/2015. Premium Increase(s): DOT PREMIUM: Pay two times the hourly basic rate on Sunday, New Year's Day, Memorial Day, Independence Day, Labor Day, Thanksgiving Day & Christmas Day.	25.28	18.31	43.59
204	Articulated, Euclid, Dumptor, Off Road Material Hauler Future Increase(s): Add \$1.25/hr on 6/1/2015; Add \$1.30/hr on 6/1/2016; Add \$1.25/hr on 6/1/2017. Premium Increase(s): DOT PREMIUMS: 1) Pay two times the hourly basic rate on Sunday, New Year's Day, Memorial Day, Independence Day, Labor Day, Thanksgiving Day & Christmas Day. 2) Add \$1.50/hr night work premium. See DOT'S website for details about the applicability of this night work premium at: http://www.dot.wi.gov/busines/civilrights/laborwages/pwc.htm .	30.27	21.15	51.42
205	Pavement Marking Vehicle	23.16	21.13	44.29
206	Shadow or Pilot Vehicle	24.37	17.77	42.14

207	Truck Mechanic	24.52	17.77	42.29
-----	----------------	-------	-------	-------

LABORERS

Fringe Benefits Must Be Paid On <u>All</u> Hours Worked		HOURLY BASIC RATE OF PAY	HOURLY FRINGE BENEFITS	TOTAL
CODE	TRADE OR OCCUPATION	\$	\$	\$
301	General Laborer Future Increase(s): Add \$1.05/hr eff. 06/01/2015; Add \$1.00/hr eff. 06/01/2016; Add \$1.00/hr eff. 06/01/2017 Premium Increase(s): Add \$.10/hr for topman, air tool operator, vibrator or tamper operator (mechanical hand operated), chain saw operator and demolition burning torch laborer; Add \$.15/hr for bituminous worker (raker and luteman), formsetter (curb, sidewalk and pavement) and strike off man; Add \$.20/hr for blaster and powderman; Add \$.25/hr for bottomman; Add \$.35/hr for line and grade specialist; Add \$.45/hr for pipelayer. / DOT PREMIUMS: 1) Pay two times the hourly basic rate on Sunday, New Year's Day, Memorial Day, Independence Day, Labor Day, Thanksgiving Day & Christmas Day. 2) Add \$1.25/hr for work on projects involving temporary traffic control setup, for lane and shoulder closures, when work under artificial illumination conditions is necessary as required by the project provisions (including prep time prior to and/or cleanup after such time period).	30.41	15.14	45.55
302	Asbestos Abatement Worker	18.00	9.58	27.58
303	Landscaper Future Increase(s): Add \$1.05/hr eff. 06/01/2015; Add \$1.00/hr eff. 06/01/2016; Add \$1.00/hr eff. 06/01/2017 Premium Increase(s): DOT PREMIUMS: 1) Pay two times the hourly basic rate on Sunday, New Year's Day, Memorial Day, Independence Day, Labor Day, Thanksgiving Day & Christmas Day. 2) Add \$1.25/hr for work on projects involving temporary traffic control setup, for lane and shoulder closures, when work under artificial illumination conditions is necessary as required by the project provisions (including prep time prior to and/or cleanup after such time period).	30.41	15.14	45.55
304	Flagperson or Traffic Control Person Future Increase(s): Add \$1.05/hr eff. 06/01/2015; Add \$1.00/hr eff. 06/01/2016; Add \$1.00/hr eff. 06/01/2017 Premium Increase(s):	26.76	15.14	41.90

Fringe Benefits Must Be Paid On All Hours Worked

CODE	TRADE OR OCCUPATION	HOURLY BASIC RATE OF PAY	HOURLY FRINGE BENEFITS	TOTAL
		\$	\$	\$
	DOT PREMIUMS: 1) Pay two times the hourly basic rate on Sunday, New Year's Day, Memorial Day, Independence Day, Labor Day, Thanksgiving Day & Christmas Day. 2) Add \$1.25/hr when the Wisconsin Department of Transportation or responsible governing agency requires that work be performed at night under artificial illumination with traffic control and the work is completed after sunset and before sunrise.			
311	Fiber Optic Laborer (Outside, Other Than Concrete Encased)	18.33	13.65	31.98
314	Railroad Track Laborer	14.50	5.29	19.79

**HEAVY EQUIPMENT OPERATORS
AIRPORT PAVEMENT OR STATE HIGHWAY CONSTRUCTION**

Fringe Benefits Must Be Paid On All Hours Worked

CODE	TRADE OR OCCUPATION	HOURLY BASIC RATE OF PAY	HOURLY FRINGE BENEFITS	TOTAL
		\$	\$	\$
531	Crane, Tower Crane, Pedestal Tower or Derrick, With Boom, Leads &/or Jib Lengths Measuring 176 Ft or Over; Crane, Tower Crane, Pedestal Tower or Derrick, With or Without Attachments, With a Lifting Capacity of Over 100 Tons, Self-Erecting Tower Crane With a Lifting Capacity Of Over 4,000 Lbs., Crane With Boom Dollies; Traveling Crane (Bridge Type). Future Increase(s): Add \$1.25/hr on 6/1/2015; Add \$1.30/hr on 6/1/2016; Add \$1.25/hr on 6/1/2017. Premium Increase(s): DOT PREMIUMS: 1) Pay two times the hourly basic rate on Sunday, New Year's Day, Memorial Day, Independence Day, Labor Day, Thanksgiving Day & Christmas Day. 2) Add \$1.50/hr night work premium. See DOT'S website for details about the applicability of this night work premium at: http://www.dot.wi.gov/business/civilrights/laborwages/pwc.htm .	37.72	21.15	58.87
532	Backhoe (Track Type) Having a Mfrgr.'s Rated Capacity of 130,000 Lbs. or Over; Caisson Rig; Crane, Tower Crane, Portable Tower, Pedestal Tower or Derrick, With Boom, Leads &/or Jib Lengths Measuring 175 Ft or Under; Crane, Tower Crane, Portable Tower, Pedestal Tower or Derrick, With or Without Attachments, With a Lifting Capacity of 100 Tons or Under, Self-Erecting Tower Crane With A Lifting Capacity Of 4,000 Lbs., & Under; Dredge (NOT Performing Work on the Great Lakes); Licensed Boat Pilot (NOT Performing Work on the Great Lakes); Pile Driver. Future Increase(s): Add \$1.25/hr on 6/1/2015; Add \$1.30/hr on 6/1/2016; Add \$1.25/hr on 6/1/2017. Premium Increase(s): DOT PREMIUMS: 1) Pay two times the hourly basic rate on Sunday, New Year's Day, Memorial Day, Independence Day, Labor Day, Thanksgiving Day & Christmas Day. 2) Add \$1.50/hr night work premium. See DOT'S website for details about the applicability of this night work premium at: http://www.dot.wi.gov/business/civilrights/laborwages/pwc.htm .	37.22	21.15	58.37

Fringe Benefits Must Be Paid On <u>All</u> Hours Worked		HOURLY BASIC RATE OF PAY	HOURLY FRINGE BENEFITS	TOTAL
<u>CODE</u>	<u>TRADE OR OCCUPATION</u>	\$	\$	\$
533	<p>Air Track, Rotary or Percussion Drilling Machine &/or Hammers, Blaster; Asphalt Heater, Planer & Scarifier; Asphalt Milling Machine; Asphalt Screed; Automatic Subgrader (Concrete); Backhoe (Track Type) Having a Mfr.'s Rated Capacity of Under 130,000 Lbs., Backhoe (Mini, 15,000 Lbs. & Under); Bituminous (Asphalt) Plant & Paver, Screed; Boatmen (NOT Performing Work on the Great Lakes); Boring Machine (Directional, Horizontal or Vertical); Bridge (Bidwell) Paver; Bulldozer or Endloader; Concrete Batch Plant, Batch Hopper; Concrete Breaker (Large, Auto, Vibratory/Sonic, Manual or Remote); Concrete Bump Cutter, Grinder, Planing or Grooving Machine; Concrete Conveyor System; Concrete Laser/Screed; Concrete Paver (Slipform); Concrete Pump, Concrete Conveyor (Rotec or Bidwell Type); Concrete Slipform Placer Curb & Gutter Machine; Concrete Spreader & Distributor; Crane (Carry Deck, Mini) or Truck Mounted Hydraulic Crane (10 Tons or Under); Crane With a Lifting Capacity of 25 Tons or Under; Forestry Equipment, Timbco, Tree Shear, Tub Grinder, Processor; Gradall (Cruz-Aire Type); Grader or Motor Patrol; Grout Pump; Hydro-Blaster (10,000 PSI or Over); Loading Machine (Conveyor); Material or Stack Hoist; Mechanic or Welder; Milling Machine; Post Hole Digger or Driver; Roller (Over 5 Ton); Scraper (Self Propelled or Tractor Drawn) 5 cu yds or More Capacity; Shoulder Widener; Sideboom; Skid Rig; Stabilizing or Concrete Mixer (Self-Propelled or 14S or Over); Straddle Carrier or Travel Lift; Tractor (Scraper, Dozer, Pusher, Loader); Tractor or Truck Mounted Hydraulic Backhoe; Trencher (Wheel Type or Chain Type); Tube Finisher; Tugger (NOT Performing Work on the Great Lakes); Winches & A-Frames.</p> <p>Future Increase(s): Add \$1.25/hr on 6/1/2015; Add \$1.30/hr on 6/1/2016; Add \$1.25/hr on 6/1/2017.</p> <p>Premium Increase(s): DOT PREMIUMS: 1) Pay two times the hourly basic rate on Sunday, New Year's Day, Memorial Day, Independence Day, Labor Day, Thanksgiving Day & Christmas Day. 2) Add \$1.50/hr night work premium. See DOT'S website for details about the applicability of this night work premium at: http://www.dot.wi.gov/business/civilrights/laborwages/pwc.htm.</p>	36.72	21.15	57.87

Fringe Benefits Must Be Paid On <u>All</u> Hours Worked				
<u>CODE</u>	<u>TRADE OR OCCUPATION</u>	<u>HOURLY BASIC RATE OF PAY</u> \$	<u>HOURLY FRINGE BENEFITS</u> \$	<u>TOTAL</u> \$
534	Belting, Burlap, Texturing Machine; Broom or Sweeper; Compactor (Self-Propelled or Tractor Mounted, Towed & Light Equipment); Concrete Finishing Machine (Road Type); Environmental Burner; Farm or Industrial Type Tractor; Fireman (Asphalt Plant, Pile Driver & Derrick NOT Performing Work on the Great Lakes); Forklift; Greaser; Hoist (Tugger, Automatic); Jeep Digger; Joint Sawyer (Multiple Blade); Launch (NOT Performing Work on the Great Lakes); Lift Slab Machine; Mechanical Float; Mulcher; Power Subgrader; Robotic Tool Carrier (With or Without Attachments); Roller (Rubber Tire, 5 Ton or Under); Self Propelled Chip Spreader; Shouldering Machine; Skid Steer Loader (With or Without Attachments); Telehandler; Tining or Curing Machine. Future Increase(s): Add \$1.25/hr on 6/1/2015; Add \$1.30/hr on 6/1/2016; Add \$1.25/hr on 6/1/2017. Premium Increase(s): DOT PREMIUMS: 1) Pay two times the hourly basic rate on Sunday, New Year's Day, Memorial Day, Independence Day, Labor Day, Thanksgiving Day & Christmas Day. 2) Add \$1.50/hr night work premium. See DOT'S website for details about the applicability of this night work premium at: http://www.dot.wi.gov/business/civilrights/laborwages/pwc.htm .	36.46	21.15	57.61
535	Air Compressor (&/or 400 CFM or Over); Air, Electric or Hydraulic Jacking System; Augers (Vertical & Horizontal); Automatic Belt Conveyor & Surge Bin; Boiler (Temporary Heat); Concrete Proportioning Plant; Crusher, Screening or Wash Plant; Generator (&/or 150 KW or Over); Heaters (Mechanical); High Pressure Utility Locating Machine (Daylighting Machine); Mudjack; Oiler; Prestress Machine; Pug Mill; Pump (3 Inch or Over) or Well Points; Rock, Stone Breaker; Screed (Milling Machine); Stump Chipper; Tank Car Heaters; Vibratory Hammer or Extractor, Power Pack. Future Increase(s): Add \$1.25/hr on 6/1/2015; Add \$1.30/hr on 6/1/2016; Add \$1.25/hr on 6/1/2017. Premium Increase(s): DOT PREMIUMS: 1) Pay two times the hourly basic rate on Sunday, New Year's Day, Memorial Day, Independence Day, Labor Day, Thanksgiving Day & Christmas Day. 2) Add \$1.50/hr night work premium. See DOT'S website for details about the applicability of this night work premium at: http://www.dot.wi.gov/business/civilrights/laborwages/pwc.htm .	36.17	21.15	57.32
536	Fiber Optic Cable Equipment.	28.89	17.95	46.84
537	Work Performed on the Great Lakes Including Diver; Wet Tender or Hydraulic Dredge Engineer.	41.65	21.71	63.36
538	Work Performed on the Great Lakes Including 70 Ton & Over Tug Operator; Assistant Hydraulic Dredge Engineer; Crane or Backhoe Operator; Hydraulic Dredge Leverman or Diver's Tender; Mechanic or Welder.	41.65	21.71	63.36

Fringe Benefits Must Be Paid On <u>All</u> Hours Worked		HOURLY BASIC RATE OF PAY	HOURLY FRINGE BENEFITS	TOTAL
<u>CODE</u>	<u>TRADE OR OCCUPATION</u>	\$	\$	\$
539	Work Performed on the Great Lakes Including Deck Equipment Operator or Machineryman (Maintains Cranes Over 50 Tons or Backhoes 115,000 Lbs. or More); Tug, Launch or Loader, Dozer or Like Equipment When Operated on a Barge, Breakwater Wall, Slip, Dock or Scow, Deck Machinery.	35.72	17.85	53.57
540	Work Performed on the Great Lakes Including Deck Equipment Operator, Machineryman or Fireman (Operates 4 Units or More or Maintains Cranes 50 Tons or Under or Backhoes 115,000 Lbs. or Under); Deck Hand, Deck Engineer or Assistant Tug Operator; Off Road Trucks-Great Lakes ONLY.	35.46	20.40	55.86

LOCAL STREET OR MISCELLANEOUS PAVING CONSTRUCTION
--

Includes roads, streets, alleys, trails, bridges, paths, racetracks, parking lots and driveways (except residential or agricultural), public sidewalks or other similar projects (excluding projects awarded by the Wisconsin Department of Transportation).

SKILLED TRADES

Fringe Benefits Must Be Paid On <u>All</u> Hours Worked		HOURLY BASIC RATE OF PAY	HOURLY FRINGE BENEFITS	TOTAL
CODE	TRADE OR OCCUPATION	\$	\$	\$
103	Bricklayer, Blocklayer or Stonemason	32.09	18.04	50.13
105	Carpenter Future Increase(s): Add \$1.42/hr on 6/1/2015; Add \$1.42/hr on 6/1/2016. Premium Increase(s): DOT PREMIUM: Pay two times the hourly basic rate on Sunday, New Year's Day, Memorial Day, Independence Day, Labor Day, Thanksgiving Day & Christmas Day.	32.72	16.00	48.72
107	Cement Finisher Future Increase(s): Add \$1.87 on 6/1/15; Add \$1.75 on 6/1/16. Premium Increase(s): DOT PREMIUMS: 1) Pay two times the hourly basic rate on Sunday, New Year's Day, Memorial Day, Independence Day, Labor Day, Thanksgiving Day & Christmas Day. 2) Add \$1.40/hr when the Wisconsin Department of Transportation or responsible governing agency requires that work be performed at night under artificial illumination with traffic control and the work is completed after sunset and before sunrise.	35.18	16.78	51.96
109	Electrician	35.72	19.17	54.89
111	Fence Erector	18.00	6.09	24.09
116	Ironworker	31.50	20.01	51.51
118	Line Constructor (Electrical)	39.50	17.73	57.23
124	Painter	25.75	16.60	42.35
125	Pavement Marking Operator	30.10	17.34	47.44
126	Piledriver	29.56	25.71	55.27
133	Roofer or Waterproofer	29.40	11.31	40.71
137	Teledata Technician or Installer	22.25	12.24	34.49
143	Tuckpointer, Caulker or Cleaner	23.60	7.10	30.70
144	Underwater Diver (Except on Great Lakes)	35.40	15.90	51.30
150	Heavy Equipment Operator - ELECTRICAL LINE CONSTRUCTION ONLY	35.55	15.57	51.12

Fringe Benefits Must Be Paid On <u>All</u> Hours Worked		HOURLY BASIC RATE OF PAY	HOURLY FRINGE BENEFITS	TOTAL
<u>CODE</u>	<u>TRADE OR OCCUPATION</u>	\$	\$	\$
151	Light Equipment Operator -ELECTRICAL LINE CONSTRUCTION ONLY	31.60	15.19	46.79
152	Heavy Truck Driver - ELECTRICAL LINE CONSTRUCTION ONLY	27.65	13.44	41.09
153	Light Truck Driver - ELECTRICAL LINE CONSTRUCTION ONLY	25.68	13.28	38.96
154	Groundman - ELECTRICAL LINE CONSTRUCTION ONLY	21.75	12.97	34.72
TRUCK DRIVERS				

Fringe Benefits Must Be Paid On <u>All</u> Hours Worked		HOURLY BASIC RATE OF PAY	HOURLY FRINGE BENEFITS	TOTAL
<u>CODE</u>	<u>TRADE OR OCCUPATION</u>	\$	\$	\$
201	Single Axle or Two Axle Future Increase(s): Add \$1.15/hr on 6/1/2015. Premium Increase(s): DOT PREMIUM: Pay two times the hourly basic rate on Sunday, New Year's Day, Memorial Day, Independence Day, Labor Day, Thanksgiving Day & Christmas Day.	25.18	18.31	43.49
203	Three or More Axle	16.00	0.00	16.00
204	Articulated, Euclid, Dumptor, Off Road Material Hauler Future Increase(s): Add \$1.60/hr on 6/2/2015; Add \$1.60/hr on 6/3/2016.	33.69	19.78	53.47
205	Pavement Marking Vehicle	20.85	11.02	31.87
206	Shadow or Pilot Vehicle	24.37	17.77	42.14
207	Truck Mechanic	16.00	0.00	16.00
LABORERS				

Fringe Benefits Must Be Paid On <u>All</u> Hours Worked		HOURLY BASIC RATE OF PAY	HOURLY FRINGE BENEFITS	TOTAL
<u>CODE</u>	<u>TRADE OR OCCUPATION</u>	\$	\$	\$
301	General Laborer	29.32	12.44	41.76
303	Landscaper	30.13	15.14	45.27
	Future Increase(s):			
	Add \$1.05/hr eff. 06/01/2015; Add \$1.00/hr eff.			
	06/01/2016; Add \$1.00/hr eff. 06/01/2017			
	Premium Increase(s):			

Fringe Benefits Must Be Paid On All Hours Worked

<u>CODE</u>	<u>TRADE OR OCCUPATION</u>	<u>HOURLY BASIC RATE OF PAY</u> \$	<u>HOURLY FRINGE BENEFITS</u> \$	<u>TOTAL</u> \$
	DOT PREMIUMS: 1) Pay two times the hourly basic rate on Sunday, New Year's Day, Memorial Day, Independence Day, Labor Day, Thanksgiving Day & Christmas Day. 2) Add \$1.25/hr for work on projects involving temporary traffic control setup, for lane and shoulder closures, when work under artificial illumination conditions is necessary as required by the project provisions (including prep time prior to and/or cleanup after such time period).			
304	Flagperson or Traffic Control Person	19.06	14.29	33.35
311	Fiber Optic Laborer (Outside, Other Than Concrete Encased)	18.33	13.65	31.98
314	Railroad Track Laborer	14.50	5.29	19.79

**HEAVY EQUIPMENT OPERATORS
CONCRETE PAVEMENT OR BRIDGE WORK****Fringe Benefits Must Be Paid On All Hours Worked**

<u>CODE</u>	<u>TRADE OR OCCUPATION</u>	<u>HOURLY BASIC RATE OF PAY</u> \$	<u>HOURLY FRINGE BENEFITS</u> \$	<u>TOTAL</u> \$
541	Crane, Tower Crane, Pedestal Tower or Derrick, With or Without Attachments, With a Lifting Capacity of Over 100 Tons, Self-Erecting Tower Crane With a Lifting Capacity Of Over 4,000 Lbs., Crane With Boom Dollies; Crane, Tower Crane, Pedestal Tower or Derrick, With Boom, Leads &/or Jib Lengths Measuring 176 Ft or Over; Master Mechanic. Future Increase(s): Add \$1.25/hr on 6/1/2015; Add \$1.30/hr on 6/1/2016; Add \$1.25/hr on 6/1/2017. Premium Increase(s): DOT PREMIUMS: 1) Pay two times the hourly basic rate on Sunday, New Year's Day, Memorial Day, Independence Day, Labor Day, Thanksgiving Day & Christmas Day. 2) Add \$1.50/hr night work premium. See DOT'S website for details about the applicability of this night work premium at: http://www.dot.wi.gov/business/civilrights/laborwages/pwc.htm .	37.72	21.15	58.87

Fringe Benefits Must Be Paid On <u>All</u> Hours Worked		HOURLY BASIC RATE OF PAY	HOURLY FRINGE BENEFITS	TOTAL
CODE	TRADE OR OCCUPATION	\$	\$	\$
542	<p>Backhoe (Track Type) Having a Mfgr.'s Rated Capacity of 130,000 Lbs. or Over; Caisson Rig; Crane, Tower Crane, Portable Tower, Pedestal Tower or Derrick, With or Without Attachments, With a Lifting Capacity of 100 Tons or Under, Self-Erecting Tower Crane With a Lifting Capacity of 4,000 Lbs. & Under; Crane, Tower Crane Portable Tower, Pedestal Tower or Derrick, With Boom, Leads &/or Jib Lengths Measuring 175 Ft or Under; Dredge (NOT Performing Work on the Great Lakes); Licensed Boat Pilot (NOT Performing Work on the Great Lakes); Pile Driver.</p> <p>Future Increase(s): Add \$1.25/hr on 6/1/2015; Add \$1.30/hr on 6/1/2016; Add \$1.25/hr on 6/1/2017.</p> <p>Premium Increase(s): DOT PREMIUMS: 1) Pay two times the hourly basic rate on Sunday, New Year's Day, Memorial Day, Independence Day, Labor Day, Thanksgiving Day & Christmas Day. 2) Add \$1.50/hr night work premium. See DOT'S website for details about the applicability of this night work premium at: http://www.dot.wi.gov/business/civilrights/laborwages/pwc.htm.</p>	37.22	21.15	58.37
543	<p>Air Track, Rotary or Percussion Drilling Machine &/or Hammers, Blaster; Automatic Subgrader (Concrete); Backhoe (Track Type) Having a Mfgr.'s Rated Capacity of Under 130,000 Lbs., Backhoe (Mini, 15,000 Lbs. & Under); Boring Machine (Directional, Horizontal or Vertical); Bridge (Bidwell) Paver; Bulldozer or Endloader; Concrete Batch Plant, Batch Hopper; Concrete Breaker (Large, Auto, Vibratory/Sonic, Manual or Remote); Concrete Bump Cutter, Grinder, Planing or Grooving Machine; Concrete Conveyor System; Concrete Laser/Screed; Concrete Paver (Slipform); Concrete Pump, Concrete Conveyor (Rotec or Bidwell Type); Concrete Slipform Placer Curb & Gutter Machine; Concrete Spreader & Distributor; Crane (Carry Deck, Mini) or Truck Mounted Hydraulic Crane (10 Tons or Under); Crane With a Lifting Capacity of 25 Tons or Under; Forestry Equipment, Timbco, Tree Shear, Tub Grinder, Processor; Gradall (Cruz-Aire Type); Grader or Motor Patrol; Grout Pump; Hydro-Blaster (10,000 PSI or Over); Loading Machine (Conveyor); Manhoist; Material or Stack Hoist; Mechanic or Welder; Milling Machine; Post Hole Digger or Driver; Scraper (Self Propelled or Tractor Drawn) 5 cu yds or More Capacity; Shoulder Widener; Sideboom; Skid Rig; Stabilizing or Concrete Mixer (Self-Propelled or 14S or Over); Straddle Carrier or Travel Lift; Tractor (Scraper, Dozer, Pusher, Loader); Tractor or Truck Mounted Hydraulic Backhoe; Trencher (Wheel Type or Chain Type); Tube Finisher; Tugger (NOT Performing Work on the Great Lakes); Winches & A-Frames.</p>	35.72	17.85	53.57

Fringe Benefits Must Be Paid On <u>All</u> Hours Worked		HOURLY BASIC RATE OF PAY	HOURLY FRINGE BENEFITS	TOTAL
CODE	TRADE OR OCCUPATION	\$	\$	\$
544	Backfiller; Belting, Burlap, Texturing Machine; Broom or Sweeper; Compactor (Self-Propelled or Tractor Mounted, Towed & Light Equipment); Concrete Finishing Machine (Road Type); Environmental Burner; Farm or Industrial Type Tractor; Fireman (Pile Driver & Derrick NOT Performing Work on the Great Lakes); Forklift; Greaser; Jeep Digger; Joint Sawyer (Multiple Blade); Launch (NOT Performing Work on the Great Lakes); Lift Slab Machine; Mechanical Float; Mulcher; Power Subgrader; Robotic Tool Carrier (With or Without Attachments); Self Propelled Chip Spreader; Shouldering Machine; Skid Steer Loader (With or Without Attachments); Telehandler; Tining or Curing Machine. Future Increase(s): Add \$1.25/hr on 6/1/2015; Add \$1.30/hr on 6/1/2016; Add \$1.25/hr on 6/1/2017. Premium Increase(s): DOT PREMIUMS: 1) Pay two times the hourly basic rate on Sunday, New Year's Day, Memorial Day, Independence Day, Labor Day, Thanksgiving Day & Christmas Day. 2) Add \$1.50/hr night work premium. See DOT'S website for details about the applicability of this night work premium at: http://www.dot.wi.gov/business/civilrights/laborwages/pwc.htm .	36.46	21.15	57.61
545	Air Compressor (&/or 400 CFM or Over); Air, Electric or Hydraulic Jacking System; Automatic Belt Conveyor & Surge Bin; Boiler (Temporary Heat); Concrete Proportioning Plant; Crusher, Screening or Wash Plant; Generator (&/or 150 KW or Over); Heaters (Mechanical); High Pressure Utility Locating Machine (Daylighting Machine); Mudjack; Oiler; Prestress Machine; Pug Mill; Pump (3 Inch or Over) or Well Points; Rock, Stone Breaker; Screed (Milling Machine); Stump Chipper; Tank Car Heaters; Vibratory Hammer or Extractor, Power Pack.	35.17	20.40	55.57
546	Fiber Optic Cable Equipment.	28.89	17.95	46.84
547	Work Performed on the Great Lakes Including Diver; Wet Tender or Hydraulic Dredge Engineer.	41.65	21.71	63.36
548	Work Performed on the Great Lakes Including 70 Ton & Over Tug Operator; Assistant Hydraulic Dredge Engineer; Crane or Backhoe Operator; Hydraulic Dredge Leverman or Diver's Tender; Mechanic or Welder.	41.65	21.71	63.36
549	Work Performed on the Great Lakes Including Deck Equipment Operator or Machineryman (Maintains Cranes Over 50 Tons or Backhoes 115,000 Lbs. or more); Tug, Launch or Loader, Dozer or Like Equipment When Operated on a Barge, Breakwater Wall, Slip, Dock or Scow, Deck Machinery.	35.72	17.85	53.57
550	Work Performed on the Great Lakes Including Deck Equipment Operator; Machineryman or Fireman (Operates 4 Units or More or Maintains Cranes 50 Tons or Under or Backhoes 115,000 Lbs. or Under); Deck Hand, Deck Engineer or Assistant Tug Operator; Off Road Trucks - Great Lakes ONLY.	35.46	20.40	55.86

**HEAVY EQUIPMENT OPERATORS
ASPHALT PAVEMENT OR OTHER WORK**

Fringe Benefits Must Be Paid On <u>All</u> Hours Worked		HOURLY BASIC RATE OF PAY	HOURLY FRINGE BENEFITS	TOTAL
CODE	TRADE OR OCCUPATION	\$	\$	\$
551	Crane, Tower Crane, Pedestal Tower or Derrick, With or Without Attachments, With a Lifting Capacity of Over 100 Tons, Self Erecting Tower Crane With a Lifting Capacity of Over 4,000 Lbs., Crane With Boom Dollies; Crane, Tower Crane, Pedestal Tower or Derrick, With Boom, Leads and/or Jib Lengths Measuring 176 Ft or Over; Master Mechanic.	36.72	20.40	57.12
552	Backhoe (Track Type) Having a Mfr.'s Rated Capacity of 130,000 Lbs. or Over; Caisson Rig; Crane, Tower Crane, Portable Tower, Pedestal Tower or Derrick, With or Without Attachments, With a Lifting Capacity of 100 Tons or Under, Self-Erecting Tower Crane With a Lifting Capacity Of 4,000 Lbs. & Under; Crane, Tower Crane, Portable Tower, Pedestal Tower or Derrick, With Boom, Leads &/or Jib Lengths Measuring 175 Ft or Under; Dredge (NOT Performing Work on the Great Lakes); Licensed Boat Pilot (NOT Performing Work on the Great Lakes); Pile Driver. Future Increase(s): Add \$1.25/hr on 6/1/2015; Add \$1.30/hr on 6/1/2016; Add \$1.25/hr on 6/1/2017. Premium Increase(s): DOT PREMIUMS: 1) Pay two times the hourly basic rate on Sunday, New Year's Day, Memorial Day, Independence Day, Labor Day, Thanksgiving Day & Christmas Day. 2) Add \$1.50/hr night work premium. See DOT'S website for details about the applicability of this night work premium at: http://www.dot.wi.gov/business/civilrights/laborwages/pwc.htm .	37.22	21.15	58.37
553	Air, Track, Rotary or Percussion Drilling Machine &/or Hammers, Blaster; Asphalt Heater, Planer & Scarifier; Asphalt Milling Machine; Asphalt Screed; Backhoe (Track Type) Having a Mfr.'s Rated Capacity of Under 130,000 Lbs., Backhoe (Mini, 15,000 Lbs. & Under); Bituminous (Asphalt) Plant & Paver, Screed; Boring Machine (Directional, Horizontal or Vertical); Bulldozer or Endloader; Concrete Breaker (Large, Auto, Vibratory/Sonic, Manual or Remote); Concrete Conveyor System; Concrete Laser/Screed; Concrete Slipform Placer Curb & Gutter Machine; Crane (Carr Deck, Mini) or Truck Mounted Hydraulic Crane (10 Tons or Under); Crane With a Lifting Capacity of 25 Tons or Under; Forestry Equipment, Timberco, Tree Shear, Tub Grinder, Processor; Gradall (Cruz-Aire Type); Grader or Motor Patrol; Hydro-Blaster (10,000 PSI or Over); Loading Machine (Conveyor); Manhoist; Material or Stack Hoist; Mechanic or Welder; Milling Machine; Post Hole Digger or Driver; Railroad Track Rail Leveling Machine, Tie Placer, Extractor, Tamper, Stone Leveler or Rehabilitation Equipment; Roller (Over 5 Ton); Scraper (Self Propelled or Tractor Drawn) 5 cu yds or More Capacity; Shoulder Widener; Sideboom; Skid Rig; Stabilizing or Concrete Mixer (Self-Propelled or 14S or Over); Tractor (Scraper, Dozer, Pusher, Loader); Tractor or Truck Mounted Hydraulic Backhoe; Trencher (Wheel Type or Chain Type); Tube Finisher; Tugger (NOT Performing Work on the Great Lakes); Winches & A-Frames. Future Increase(s): Add \$1.60/hr on 6/2/2015; Add \$1.60/hr on 6/3/2016.	33.69	19.78	53.47

Fringe Benefits Must Be Paid On All Hours Worked

<u>CODE</u>	<u>TRADE OR OCCUPATION</u>	<u>HOURLY BASIC RATE OF PAY</u> \$	<u>HOURLY FRINGE BENEFITS</u> \$	<u>TOTAL</u> \$
554	Backfiller; Broom or Sweeper; Compactor (Self-Propelled or Tractor Mounted, Towed & Light Equipment); Concrete Finishing Machine (Road Type); Environmental Burner; Farm or Industrial Type Tractor; Fireman (Asphalt Plant, Pile Driver & Derrick NOT Performing Work on the Great Lakes); Forklift; Greaser; Hoist (Tugger, Automatic); Jeep Digger; Joint Sawyer (Multiple Blade); Launch (NOT Performing Work on the Great Lakes); Lift Slab Machine; Mechanical Float; Mulcher; Power Subgrader; Robotic Tool Carrier (With or Without Attachments); Roller (Rubber Tire, 5 Ton or Under); Self-Propelled Chip Spreader; Shouldering Machine; Skid Steer Loader (With or Without Attachments); Telehandler. Future Increase(s): Add \$1.25/hr on 6/1/2015; Add \$1.30/hr on 6/1/2016; Add \$1.25/hr on 6/1/2017.	36.17	20.80	56.97
555	Air Compressor (&/or 400 CFM or Over); Air, Electric or Hydraulic Jacking System; Augers (Vertical & Horizontal); Automatic Belt Conveyor & Surge Bin; Boiler (Temporary Heat); Crusher, Screening or Wash Plant; Generator (&/or 150 KW or Over); Heaters (Mechanical); High Pressure Utility Locating Machine (Daylighting Machine); Mudjack; Oiler; Prestress Machine; Pug Mill; Pump (3 Inch or Over) or Well Points; Rock, Stone Breaker; Screed (Milling Machine); Stump Chipper; Tank Car Heaters; Vibratory Hammer or Extractor, Power Pack. Future Increase(s): Add \$1.25/hr on 6/1/2015; Add \$1.30/hr on 6/1/2016; Add \$1.25/hr on 6/1/2017. Premium Increase(s): DOT PREMIUMS: 1) Pay two times the hourly basic rate on Sunday, New Year's Day, Memorial Day, Independence Day, Labor Day, Thanksgiving Day & Christmas Day. 2) Add \$1.50/hr night work premium. See DOT'S website for details about the applicability of this night work premium at: http://www.dot.wi.gov/business/civilrights/laborwages/pwc.htm .	36.17	21.15	57.32
556	Fiber Optic Cable Equipment.	27.89	17.20	45.09

RESIDENTIAL OR AGRICULTURAL CONSTRUCTION

Includes single family houses or apartment buildings of no more than four (4) stories in height and all buildings, structures or facilities that are primarily used for agricultural or farming purposes, excluding commercial buildings. For classification purposes, the exterior height of a residential building, in terms of stories, is the primary consideration. All incidental items such as site work, driveways, parking lots, private sidewalks, private septic systems or sewer and water laterals connected to a public system and swimming pools are included within this definition. Residential buildings of five (5) stories and above are NOT included within this definition.

SKILLED TRADES

Fringe Benefits Must Be Paid On <u>All</u> Hours Worked		HOURLY BASIC RATE OF PAY	HOURLY FRINGE BENEFITS	TOTAL
CODE	TRADE OR OCCUPATION	\$	\$	\$
101	Acoustic Ceiling Tile Installer	33.07	16.07	49.14
102	Boilermaker	32.05	28.04	60.09
103	Bricklayer, Blocklayer or Stonemason Future Increase(s): Add \$1.40 on 06/01/2015; Add \$1.45 on 06/06/2016 Premium Increase(s): DOT PREMIUM: Pay two times the hourly basic rate on Sunday, New Year's Day, Memorial Day, Independence Day, Labor Day, Thanksgiving Day & Christmas Day.	32.82	18.66	51.48
104	Cabinet Installer	34.42	0.00	34.42
105	Carpenter	31.40	2.01	33.41
106	Carpet Layer or Soft Floor Coverer	30.00	0.00	30.00
107	Cement Finisher	24.08	0.00	24.08
108	Drywall Taper or Finisher	8.50	0.00	8.50
109	Electrician	20.00	6.62	26.62
110	Elevator Constructor	23.26	0.00	23.26
111	Fence Erector	16.00	3.76	19.76
112	Fire Sprinkler Fitter	39.00	18.00	57.00
113	Glazier Future Increase(s): Add \$.75/hr eff. 06/01/2015; Add \$.90/hr eff. 06/01/2016	37.07	14.42	51.49
114	Heat or Frost Insulator	33.43	25.81	59.24
115	Insulator (Batt or Blown)	23.00	10.55	33.55
116	Ironworker	31.50	20.01	51.51
117	Lather	31.40	2.01	33.41
119	Marble Finisher	16.25	2.32	18.57
120	Marble Mason	32.09	18.04	50.13

Fringe Benefits Must Be Paid On <u>All</u> Hours Worked		HOURLY BASIC RATE OF PAY	HOURLY FRINGE BENEFITS	TOTAL
<u>CODE</u>	<u>TRADE OR OCCUPATION</u>	\$	\$	\$
121	Metal Building Erector	18.00	5.88	23.88
123	Overhead Door Installer	16.65	1.03	17.68
124	Painter	25.75	8.94	34.69
125	Pavement Marking Operator	18.75	2.47	21.22
129	Plasterer	25.00	10.45	35.45
130	Plumber	30.00	10.44	40.44
132	Refrigeration Mechanic	17.00	13.56	30.56
133	Roofer or Waterproofer	15.00	1.37	16.37
134	Sheet Metal Worker	22.54	5.20	27.74
135	Steamfitter	23.62	16.12	39.74
137	Teledata Technician or Installer	18.00	28.48	46.48
138	Temperature Control Installer	22.00	1.62	23.62
139	Terrazzo Finisher	16.25	2.32	18.57
140	Terrazzo Mechanic	30.71	16.52	47.23
141	Tile Finisher	23.85	17.18	41.03
142	Tile Setter Future Increase(s): Add \$1.40/hr on 6/01/2015; Add \$1.45/hr on 6/06/2016.	31.55	18.26	49.81
143	Tuckpointer, Caulker or Cleaner	14.00	8.75	22.75
146	Well Driller or Pump Installer	12.75	9.50	22.25
147	Siding Installer	17.25	0.00	17.25

TRUCK DRIVERS

Fringe Benefits Must Be Paid On <u>All</u> Hours Worked		HOURLY BASIC RATE OF PAY	HOURLY FRINGE BENEFITS	TOTAL
<u>CODE</u>	<u>TRADE OR OCCUPATION</u>	\$	\$	\$
201	Single Axle or Two Axle	16.50	0.00	16.50
203	Three or More Axle	18.00	2.44	20.44
205	Pavement Marking Vehicle	20.85	11.02	31.87
207	Truck Mechanic	18.00	2.44	20.44

LABORERS

Fringe Benefits Must Be Paid On <u>All</u> Hours Worked				
<u>CODE</u>	<u>TRADE OR OCCUPATION</u>	<u>HOURLY BASIC RATE OF PAY</u>	<u>HOURLY FRINGE BENEFITS</u>	<u>TOTAL</u>
		\$	\$	\$
301	General Laborer	24.21	8.02	32.23
302	Asbestos Abatement Worker	16.50	8.21	24.71
303	Landscaper	12.00	0.00	12.00
311	Fiber Optic Laborer (Outside, Other Than Concrete Encased)	18.33	13.65	31.98
315	Final Construction Clean-Up Worker	10.00	3.47	13.47

**HEAVY EQUIPMENT OPERATORS
RESIDENTIAL OR AGRICULTURAL CONSTRUCTION**

Fringe Benefits Must Be Paid On <u>All</u> Hours Worked				
<u>CODE</u>	<u>TRADE OR OCCUPATION</u>	<u>HOURLY BASIC RATE OF PAY</u>	<u>HOURLY FRINGE BENEFITS</u>	<u>TOTAL</u>
		\$	\$	\$
557	Asphalt Heater, Planer & Scarifier; Asphalt Milling Machine; Asphalt Screed; Backhoe (Track Type); Backhoe (Mini, 15,000 Lbs. & Under); Bituminous (Asphalt) Plant & Paver, Screed; Boring Machine (Directional, Horizontal or Vertical); Bulldozer or Endloader; Concrete Breaker (Large, Auto, Vibratory/Sonic, Manual or Remote); Concrete Bump Cutter, Grinder, Planing or Grooving Machine; Concrete Conveyor System; Concrete Laser/Screed; Concrete Paver (Slipform); Concrete Pump, Concrete Conveyor (Rotec or Bidwell Type); Concrete Slipform Placer Curb & Gutter Machine; Concrete Spreader & Distributor; Crane (Carry Deck, Mini) or Truck Mounted Hydraulic Crane (10 Tons or Under); Crane With a Lifting Capacity of 25 Tons or Under; Crane, Shovel, Dragline, Clamshells; Forestry Equipment, Timberco, Tree Shear, Tub Grinder, Processor; Grader or Motor Patrol; Grout Pump; Hydro-Blaster (10,000 PSI or Over); Loading Machine (Conveyor); Manhoist; Material or Stack Hoist; Mechanic or Welder; Milling Machine; Roller (Over 5 Ton); Scraper (Self Propelled or Tractor Drawn) 5 cu yds or More Capacity; Shoulder Widener; Skid Rig; Stabilizing or Concrete Mixer (Self-Propelled or 14S or Over); Tractor (Scraper, Dozer, Pusher, Loader); Tractor or Truck Mounted Hydraulic Backhoe; Tractor or Truck Mounted Hydraulic Crane (10 Tons or Under); Trencher (Wheel Type or Chain Type); Winches & A-Frames.	34.22	19.78	54.00

Future Increase(s):

Add \$1.60/hr on 6/2/2015; Add \$1.60/hr on 6/3/2016.

558	Air Compressor (&/or 400 CFM or Over); Air, Electric or Hydraulic Jacking System; Backfiller; Belting, Burlap, Texturing Machine; Boiler (Temporary Heat); Broom or Sweeper; Compactor (Self-Propelled or Tractor Mounted, Towed & Light Equipment); Concrete Finishing Machine (Road Type); Farm or Industrial Type Tractor; Forklift; Generator (&/or 150 KW or Over); Heaters (Mechanical); High Pressure Utility Locating Machine (Daylighting Machine); Jeep Digger; Lift Slab Machine; Mulcher; Oiler; Post Hole Digger or Driver; Power Subgrader; Pump (3 Inch or Over) or Well Points; Robotic Tool Carrier (With or Without Attachments); Rock, Stone Breaker; Roller (Rubber Tire, 5 Tons or Under); Screed (Milling Machine); Self Propelled Chip Spreader; Shouldering Machine; Skid Steer Loader (With or Without Attachments); Stump Chipper; Telehandler; Vibratory Hammer or Extractor, Power Pack.	36.72	21.15	57.87
-----	--	-------	-------	-------

Future Increase(s):

Add \$1.25/hr on 6/1/2015; Add \$1.30/hr on 6/1/2016;

Add \$1.25/hr on 6/1/2017.

Premium Increase(s):

DOT PREMIUMS: 1) Pay two times the hourly basic rate on Sunday, New Year's Day, Memorial Day,

Independence Day, Labor Day, Thanksgiving Day &

Christmas Day. 2) Add \$1.50/hr night work premium.

See DOT'S website for details about the applicability of this night work premium at: <http://www.dot.wi.gov/business/civilrights/laborwages/pwc.htm>.

***** END OF RATES *****

Department of Workforce Development
Equal Rights Division
P.O. Box 8928
Madison, WI 53708-8928
Telephone: (608) 266-6860
Fax: (608) 267-4592
TTY: (608) 264-8752



Scott Walker, Governor
Reginald J. Newson, Secretary

PREVAILING WAGE – Contractors

Any public works project that has a total estimated project cost that equals or exceeds prevailing wage project thresholds requires a prevailing wage rate determination issued by the Department of Workforce Development (DWD). Public works include erecting, constructing, remodeling, repairing, demolishing, alterations, painting and decorating projects for a local governmental unit or state agency. State law excludes minor service or maintenance work, warranty work, or work under a supply-and-installation contract. There is a statutory definition for most of these exclusions. The prevailing wage laws that apply to local governmental units and their contractors are §§66.0903 and 103.503, Wis. Stats. The prevailing wage laws that apply to state agencies and their contractors are §§103.49 and 103.503, Wis. Stats. The applicable administrative rules for all prevailing wage projects are DWD 290 and DWD 294, Wis. Adm. Code. These laws include provisions that apply to all contractors and subcontractors working on prevailing wage projects.

Any contractor or subcontractor working on a local governmental unit or state agency's public works project that equals or exceeds current prevailing wage project thresholds must do all of the following:

- Receive and review the project's prevailing wage rate determination (i.e., white sheet).
- Tell subcontractors the project is subject to state prevailing wage law and include the prevailing wage rate determination in the construction contract, or if there is no written contract, provide a copy of the project determination to each subcontractor.
- Hire subcontractors who do *not* appear on the "Consolidated List of Debarred Contractors."
- Have a written substance abuse testing program in place that fulfills the requirements of §103.503, Wis. Stats., before commencing work on the project.

- Notify subcontractors that if DWD finds that a contractor or subcontractor violated the prevailing wage law, DWD will assess liquidated damages of 100% of the wages owed to employees.
- Apply to DWD for subjourney wage rates prior to employing these individuals on the project.
- Receive and retain a completed Affidavit of Compliance from each subcontractor brought on to the project before providing final payment to those subcontractors.
- Submit a completed Affidavit of Compliance to the contractor who brought the subcontractor on to the project before receiving final payment for the project.
- Maintain payroll records for 3 years that comply with §§66.0903(10)(a) or 103.49(5)(a), Stats. and DWD 274.06.
- Respond to requests from DWD or the project owner to provide payroll records and/or respond to prevailing wage complaints filed by employees or third parties.

For more information, visit the prevailing wage website: http://dwd.wisconsin.gov/er/prevailing_wage_rate/default.htm. For further assistance, call the Equal Rights Division at 608-266-6861 and ask for prevailing wage.